

## United States of America Hate Crime Report 2020

Information contained in this report was compiled as part of ODIHR's 2020 Hate Crime Report.

For more information, including on previous years' reporting, please visit: [hatecrime.osce.org/united-states-america](https://hatecrime.osce.org/united-states-america)

For more information about ODIHR's Hate Crime Report, visit: [hatecrime.osce.org/our-methodology](https://hatecrime.osce.org/our-methodology)

### Summary

The United States regularly reports hate crime data to ODIHR. The United States publishes [hate crime data](#) annually.

Following a 2021 review by the Federal Bureau of Investigation (FBI), hate crimes were included in the top-level category of priorities (Band 1 National Threat Priority), resulting in an increase in resources allocated to tackle hate crimes. By collaborating with the national Hate Crime Coalition, the FBI consults closely with civil society organizations (CSOs), including to develop and update the [FBI Hate Crime Data Collection Guidelines](#) and Training.

In 2020, the Department of Justice issued a comprehensive "[Law Enforcement Roundtable Report on Hate Crimes](#)", setting forth key recommendations and action steps to combat hate crime.

[Hate crime data collection in the United States](#)

[Hate crime victim support in the United States](#)

[Hate crime capacity building in the United States](#)

[The United States's hate crime legislation](#)

### ODIHR's Key Observation

ODIHR recognizes the United States' efforts in reviewing governmental strategies to address hate crime as well as particular efforts to address hate crime targeting persons of Asian descent during the COVID-19 pandemic. ODIHR also appreciates the information on police records. However, based on the available information, it observes that since 2018, the United States has not reported data on hate crimes recorded by prosecution and judiciary to ODIHR. In addition, ODIHR observes that the United States would benefit from ensuring that hate crimes are addressed in a comprehensive manner, including by introducing a coordination mechanism.

## Official Data

The FBI reports data, collected from several thousand law enforcement agencies, on both 'incidents' and offences, with only the latter presented here. The police record includes 339 offences where multiple biases were present, but only offences with one recorded bias are shown in the bias motivation breakdown below. The vast majority of hate crimes in the United States are prosecuted at the state and local levels, for which no figures are available. The prosecution and sentencing records have not been reported to ODIHR.

Year	Hate crimes recorded by police	Prosecuted	Sentenced
2020	11,129	0	0

## Police data by bias motivation

The breakdown below refers only to offences with one recorded bias motivation. An additional 339 offences committed with two or more bias motivations were reported but are not presented here.

6,657

### Racist and xenophobic hate crime

This category includes hate crimes committed on the grounds of race, ethnicity and ancestry.

2,479

### Anti-LGBTI hate crime

Official figures recorded 2,185 hate crimes motivated by bias based on sexual orientation, and 294 hate crimes motivated by bias based on gender identity.

794

### Anti-Semitic hate crime

Anti-Semitic hate crimes were originally reported under the category of anti-religious hate crime.

257

### Other hate crime based on religion or belief

This category includes hate crimes targeting Hindus, Sikhs, Buddhists and other faith groups, as well as Atheists/Agnostics.

225

### Anti-Christian hate crime

Anti-Christian hate crimes were originally reported under the category of anti-religious hate crime, and include hate crimes against Catholics, Protestants, Jehovah's Witnesses, Mormons, Eastern Orthodox and Other Christians.

151

### Disability hate crime

126

### Anti-Muslim hate crime

Anti-Muslim hate crimes were originally reported under the category of anti-religious hate crime.

81

### Gender-based hate crime

## Police data by type of crime

The breakdown below refers only to offences with one recorded bias motivation. An additional 339 offences committed with two or more bias motivations were reported but are not presented here.

3,940

### Threats/ threatening behaviour

This category consists of cases of intimidation.

3,501

### Physical assault

This category includes aggravated and simple assaults.

2,223

### Damage to property

This category consists of cases of destruction, damage and vandalism.

659

### Theft/ robbery

This category includes cases of theft and motor vehicle theft.

341

### Unspecified

This category includes crimes against society, such as gambling, drug violations or prostitution, and other types of crimes.

63

### Arson

22

### Homicide

This category includes murders and non-negligent manslaughter.

21

### Sexual assault

## National Developments

In August 2020, the **Department of Justice's (DoJ)** issued a comprehensive "[Law Enforcement Roundtable Report on Hate Crimes](#)" setting forth key recommendations and action steps to combat hate crime, highlighting the results of a problem-solving and action planning session by representatives of diverse law enforcement agencies, national policing organizations, and federal government leaders held in October 2018, and incorporating stakeholder feedback received from 2017 to 2020.

In 2020, the **DoJ's** Community Relations Service (CRS) also continued supporting college campus-related community groups as they work to prevent and respond to bias incidents and hate crimes on campuses and in cities throughout the country. In particular, CRS facilitated a virtual dialogue and planning session with Asian and Pacific Islander (API) student group leaders from California to address concerns about the rise of anti-Asian bias-related incidents. On 21 July 2020, a virtual conference was organized including a panel on government agency programs and responses to hate and bias incidents and concerns related to workplace discrimination, community safety, and bullying both in classrooms and online. Participants included representatives from the White House Initiative on Asian Americans and Pacific Islanders, Federal Bureau of Investigation, U.S. Attorney's Office for the Eastern District of California, U.S. Equal Employment Opportunity Commission, and U.S. Department of Education. Nearly 500 people attended the virtual event.

# Incidents reported by civil society



In addition to incidents summarized below, this graph includes 119 hate incidents reported by Kantor Center as statistics.

# Targeted properties

## Total 752 incidents targeting properties




### Public Space



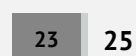
### Private property



### School



### Place of worship



### Community facility



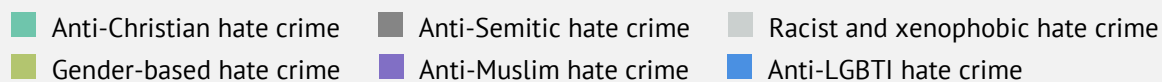
### Monument



### Cemetery



### Other



## Type of property attack

### Total 752 incidents targeting properties



#### Vandalism



#### Theft



#### Damage to property



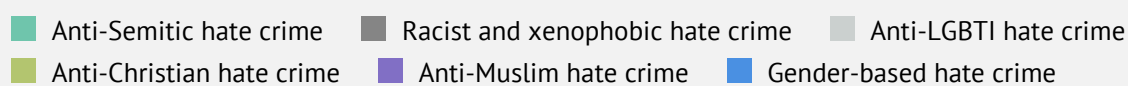
#### Arson



#### Hacking



#### Burglary



[View civil society incidents for United States of America, 2020](#)