

## United States of America Hate Crime Report 2017

Information contained in this report was compiled as part of ODIHR's 2017 Hate Crime Report.

For more information, including on previous years' reporting, please visit: [hatecrime.osce.org/united-states-america](https://hatecrime.osce.org/united-states-america)

For more information about ODIHR's Hate Crime Report, visit: [hatecrime.osce.org/our-methodology](https://hatecrime.osce.org/our-methodology)

### Summary

The United States regularly reports hate crime data to ODIHR. The United States publishes [hate crime data](#) annually.

Following a 2021 review by the Federal Bureau of Investigation (FBI), hate crimes were included in the top-level category of priorities (Band 1 National Threat Priority), resulting in an increase in resources allocated to tackle hate crimes. By collaborating with the national Hate Crime Coalition, the FBI consults closely with civil society organizations (CSOs), including to develop and update the [FBI Hate Crime Data Collection Guidelines](#) and Training.

In 2020, the Department of Justice issued a comprehensive "[Law Enforcement Roundtable Report on Hate Crimes](#)", setting forth key recommendations and action steps to combat hate crime.

[Hate crime data collection in the United States](#)

[Hate crime victim support in the United States](#)

[Hate crime capacity building in the United States](#)

[The United States's hate crime legislation](#)

### ODIHR's Key Observation

ODIHR observes that the United States has not reported information on prosecuted and sentenced hate crime cases to ODIHR.

# Official Data

The FBI reports data based on 'offences'. This number can include multiple biases, but only offences with one recorded bias are shown in the bias motivation breakdown. The vast majority of hate crimes in the United States are prosecuted at the state and local level, for which no figures are available. There were 21 instances reported in which the hate crime adjustment was applied in accordance with the sentencing guidelines issued by the US Sentencing Commission.

Year	Hate crimes recorded by police	Prosecuted	Sentenced
2017	8,437	not available	not available

## Police data by bias motivation

The breakdown below refers only to offences with one recorded bias. An additional 311 offences were reported as committed with two or more biases and are not presented here.

4,832

### Racist and xenophobic hate crime

This category includes hate crimes committed on the grounds of race, ethnicity and ancestry.

1,434

### Anti-LGBTI hate crime

Official figures recorded 1,303 hate crimes based on sexual orientation, including 37 anti-heterosexual, and 131 hate crimes based on gender identity.

976

### Anti-Semitic hate crime

Anti-Semitic hate crime was originally reported under the category of anti-religious hate crimes.

314

### Anti-Muslim hate crime

Anti-Muslim hate crime was originally reported under the category of anti-religious hate crimes.

207

### Other hate crime based on religion or belief

Anti-Semitic, anti-Christian and anti-Muslim hate crimes were originally also reported under this category and are presented separately.

182

### Anti-Christian hate crime

Anti-Christian hate crime was originally reported under the category of anti-religious hate crimes and includes hate crime against Catholics, Protestants, Jehovah's Witnesses, Eastern Orthodox and Other Christians.

128

### Disability hate crime

53

### Gender-based hate crime

Official figures recorded 53 gender-based hate crimes, of which 28 were anti-female and 25 anti-male.

## Police data by type of crime

The breakdown below refers only to offences with one recorded bias. An additional 311 offences were reported as committed with two or more biases and are not presented here.

2,621

### Physical assault

This category includes rape, aggravated and simple assaults.

2,291

### Damage to property

This category consists of cases of destruction, damage and vandalism.

2,156

### Threats/ threatening behaviour

This category consists of cases of intimidation.

661

### Theft/ robbery

This category includes cases of theft and motor vehicle theft.

341

### Unspecified

This category includes crimes against society and other types.

41

### Arson

15

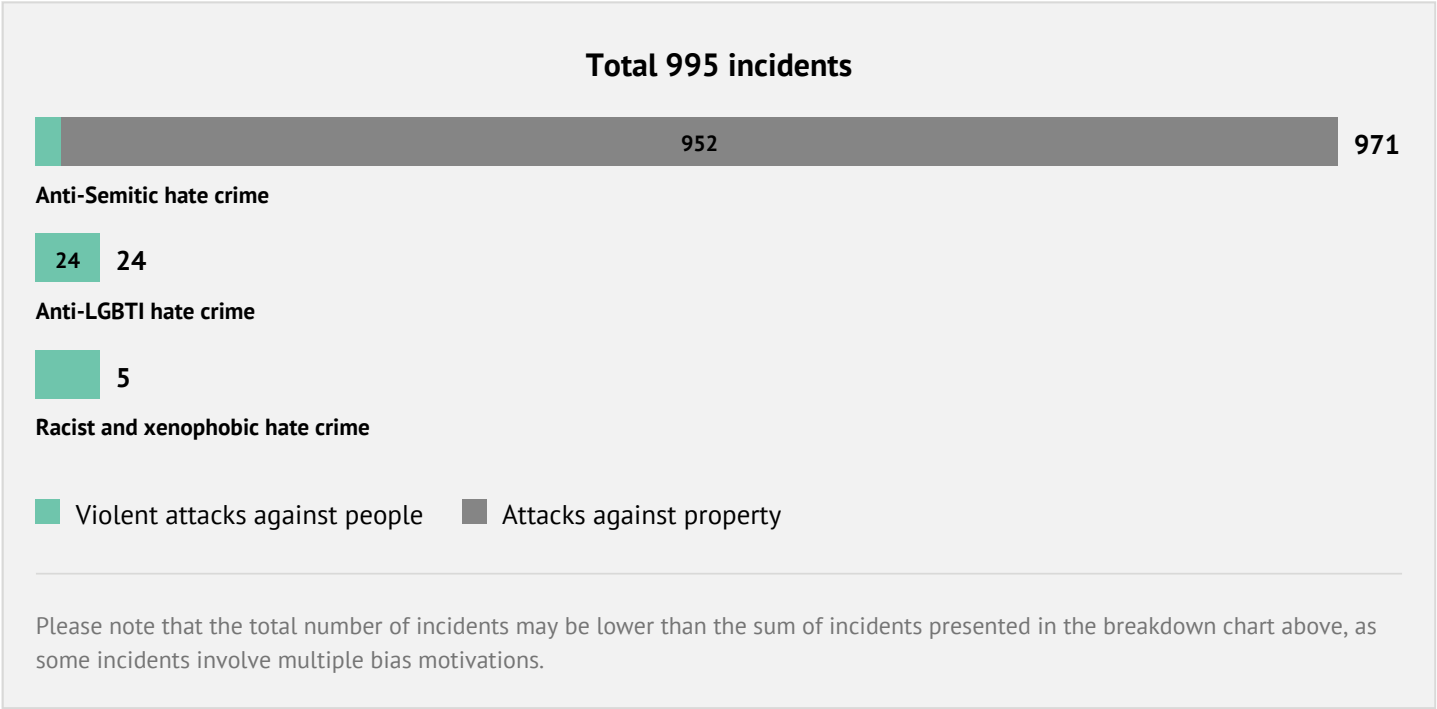
### Homicide

This category includes murders and non-negligent manslaughter.

## National Developments

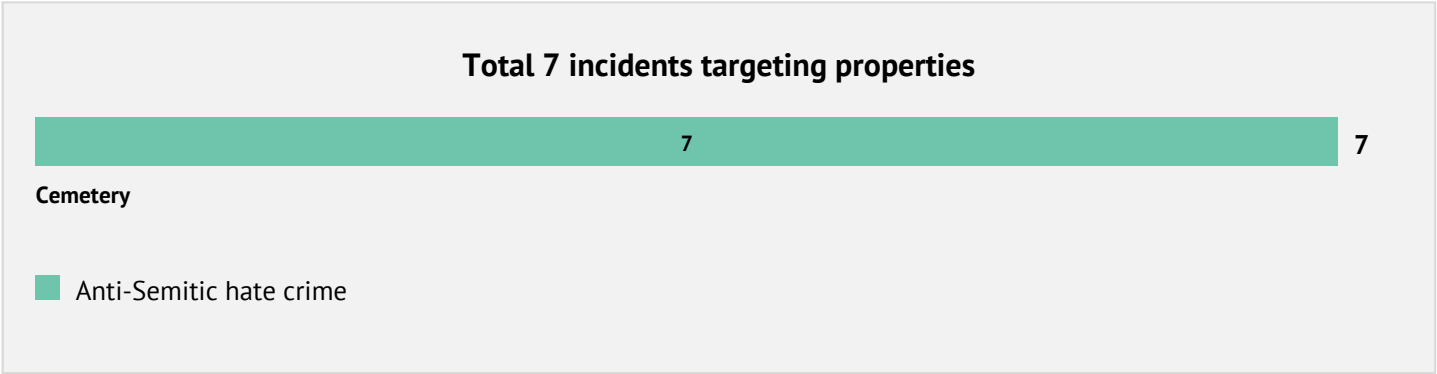
The **Department of Justice** Office of Community Oriented Policing Services is a partner in a collaborative effort - the Police Data Initiative - that includes 54 state and local law enforcement agencies that have pledged to collect and share data on hate crimes in their communities with the public, some in real time. The data are shared through the initiative's website, which also includes practical tips, good practices and lessons learned, compiled in a recent publication from another partner, the Police Foundation, "[Releasing Data on Hate Crimes: a Best Practices Guide for Law Enforcement Agencies.](#)"

# Incidents reported by civil society

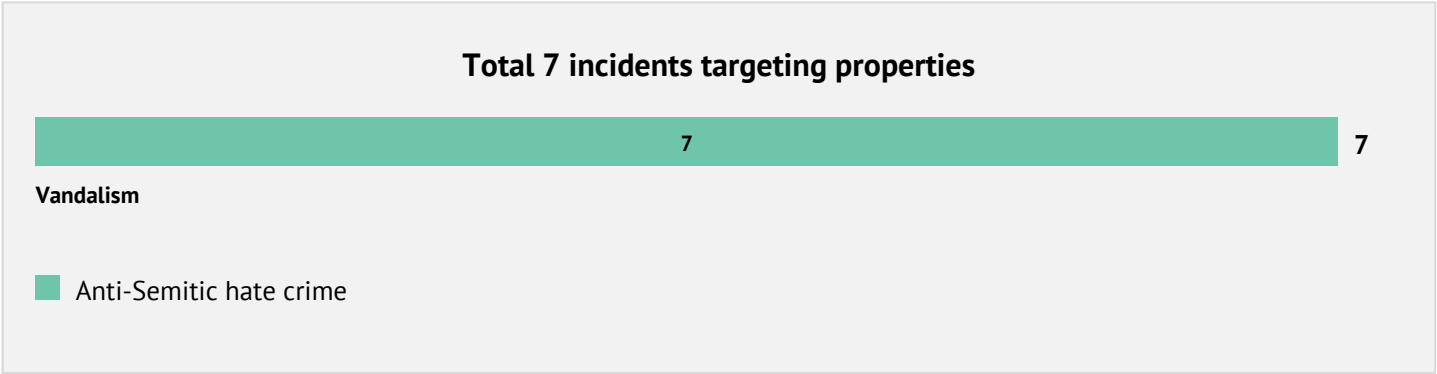


The Anti-Defamation League (ADL) reported descriptive incidents as well as statistical data. This explains the discrepancy between the graphic above and the incidents included below.

# Targeted properties



# Type of property attack



[View civil society incidents for United States of America, 2017](#)