

United States of America Hate Crime Report 2016

Information contained in this report was compiled as part of ODIHR's 2016 Hate Crime Report.

For more information, including on previous years' reporting, please visit: hatecrime.osce.org/united-states-america

For more information about ODIHR's Hate Crime Report, visit: hatecrime.osce.org/our-methodology

Summary

The United States regularly reports hate crime data to ODIHR. The United States publishes [hate crime data](#) annually.

Following a 2021 review by the Federal Bureau of Investigation (FBI), hate crimes were included in the top-level category of priorities (Band 1 National Threat Priority), resulting in an increase in resources allocated to tackle hate crimes. By collaborating with the national Hate Crime Coalition, the FBI consults closely with civil society organizations (CSOs), including to develop and update the [FBI Hate Crime Data Collection Guidelines](#) and Training.

In 2020, the Department of Justice issued a comprehensive "[Law Enforcement Roundtable Report on Hate Crimes](#)", setting forth key recommendations and action steps to combat hate crime.

[Hate crime data collection in the United States](#)

[Hate crime victim support in the United States](#)

[Hate crime capacity building in the United States](#)

[The United States's hate crime legislation](#)

ODIHR's Key Observation

ODIHR observes that the United States has not reported information on prosecuted and sentenced hate crime cases to ODIHR.

Official Data

The FBI reports data based on 'offenses'. This number can include multiple biases, but only offenses with one recorded bias are shown in the bias motivation breakdown. The vast majority of hate crimes in the United States are prosecuted at the state and local level, for which no figures are available.

Year	Hate crimes recorded by police	Prosecuted	Sentenced
2016	7,321	not available	not available

Police data by bias motivation

4,229

Racist and xenophobic hate crime

This category includes hate crimes committed on the grounds of race, ethnicity and ancestry.

1,348

Anti-LGBTI hate crime

Official figures recorded 1,218 hate crimes based on sexual orientation, including 23 anti-heterosexual, and 130 hate crimes based on gender identity.

834

Anti-Semitic hate crime

Anti-Semitic hate crime was originally reported under the category of anti-religious hate crimes.

381

Anti-Muslim hate crime

Anti-Muslim hate crime was originally reported under the category of anti-religious hate crimes.

172

Other hate crime based on religion or belief

Anti-Semitic, anti-Christian and anti-Muslim hate crimes were originally also reported under this category and are presented separately.

151

Anti-Christian hate crime

Anti-Christian hate crime was originally reported under the category of anti-religious hate crimes and includes hate crime against Catholics, Protestants, Jehovah's Witnesses, Eastern Orthodox and Other Christians.

76

Disability hate crime

36

Gender-based hate crime

Official figures recorded 36 gender-based hate crimes, of which 26 were anti-female and 10 anti-male.

Police data by type of crime

2,566

Physical assault

This category includes rape, aggravated and simple assaults.

2,074

Threats/ threatening behaviour

This category consists of cases of intimidation.

1,882

Damage to property

This category consists of cases of destruction, damage and vandalism.

500

Theft/ robbery

This category includes cases of theft and motor vehicle theft.

158

Unspecified

This category includes crimes against society and other types.

38

Arson

9

Homicide

This category includes murders and non-negligent manslaughter.

National Developments

The Department of Justice (DOJ) issued its final report on "Combating Religious Discrimination Today" in March 2016. The report emerged from an inter-agency community engagement initiative to promote religious freedom, challenge religious discrimination and enhance enforcement of religion-based hate crimes. Several challenges were identified in efforts to overcome religion-based hate crimes, including: a lack of clear, consistent, and accessible data to track hate crime reporting and prosecutions; an uptick in attacks on Muslims and those perceived to be Muslims since the September 11 terror attack; under-reporting of religion-based hate crimes, and; hate crimes targeting places of worship.

The report recommended: making improvements to the online presentation of available hate crime data; the strengthening of hate crime data collection by law enforcement; enhancing awareness of federal resources for the protection of places of worship; increased communication by the DOJ about hate crime prosecutions and judicial outcomes; strengthening hate crime training efforts; strengthening religious communities' relationships with law enforcement, and; facilitating inter-faith dialogue and communication.

Consequently, in July, the DOJ updated its website to ensure that communities know about its work to combat hate violence and enforce federal hate crime laws.

Incidents reported by civil society

Total 678 incidents



Please note that the total number of incidents may be lower than the sum of incidents presented in the breakdown chart above, as some incidents involve multiple bias motivations.

The Anti-Defamation League (ADL) reported descriptions of incidents as well as statistical data. This explains the discrepancy between the graphic above and the incidents included below.

Targeted properties

Total 94 incidents targeting properties




Place of worship



Private property



School



Public Space



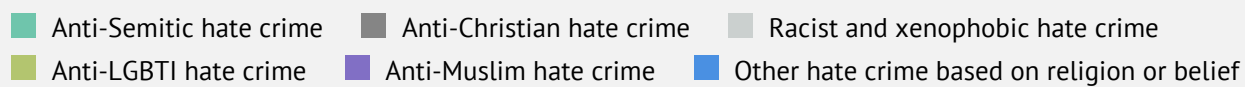
Monument



Cemetery



Community facility




Type of property attack

Total 94 incidents targeting properties



Vandalism



Damage to property



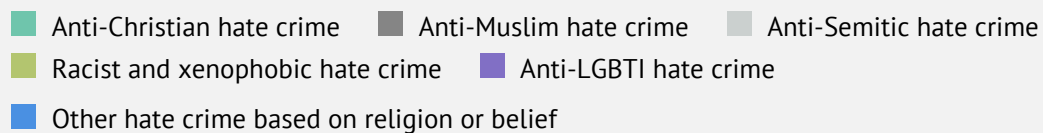
Arson



Theft



Hacking



[View civil society incidents for United States of America, 2016](#)