

Spain Hate Crime Report 2020

Information contained in this report was compiled as part of ODIHR's 2020 Hate Crime Report.
For more information, including on previous years' reporting, please visit: hatecrime.osce.org/spain

For more information about ODIHR's Hate Crime Report, visit: hatecrime.osce.org/our-methodology

Summary

Spain regularly reports hate crime data to ODIHR. Spain publishes [annual reports](#) on hate crimes.

Spain implemented ODIHR's Training Against Hate Crime for Law Enforcement (TAHCLE) programme in 2019, and the Prosecutor General's Office has established a network of dedicated hate crime prosecutors across the country. A regional TAHCLE in Valencia was implemented in 2016.

The Ministry of Interior has a dedicated [protocol](#) that regulates how law enforcement handles hate crime cases and sets out the specific rights of hate crime victims. Within the Ministry, the Spanish National Office Against Hate Crimes (ONDOD) is responsible for the [Hate Crime Action Plan](#) (adopted for 2019-2021 and 2022-2024). Currently, the Action Plan covers the areas of victim support, co-ordination among state authorities, civil society and the private sector, hate crime prevention, specialization within the police, training, awareness raising, and the allocation of adequate human resources in ONDOD.

[Hate crime data collection in Spain](#)

[Support for hate crime victims in Spain](#)

[Hate crime capacity building in Spain](#)

[Spain's hate crime legislation](#)

ODIHR's Key Observation

ODIHR recognizes Spain's efforts in conducting the recent hate crime victimization survey. However, based on the available information, it observes that Spain would benefit from strengthening the inclusion of, collaboration with, and facilitating work of civil society working on hate crimes and with their victims.

Official Data

The figure presented here may include offences motivated by "fear of the poor", and ideology, respectively. The number of hate crimes recorded by police may also include administrative offences.

Year	Hate crimes recorded by police	Prosecuted	Sentenced
2020	1,401	675	144

Police data by bias motivation

485

Racist and xenophobic hate crime

277

Anti-LGBTI hate crime

99

Gender-based hate crime

45

Other hate crime based on religion or belief

This category includes anti-Muslim and anti-Christian hate crimes as well as other hate crimes based on religion and belief, except for anti-Semitic hate crimes.

44

Disability hate crime

26

Unspecified

This category includes ten hate crimes motivated by bias based on age and 13 - by bias based on illness.

22

Anti-Roma hate crime

3

Anti-Semitic hate crime

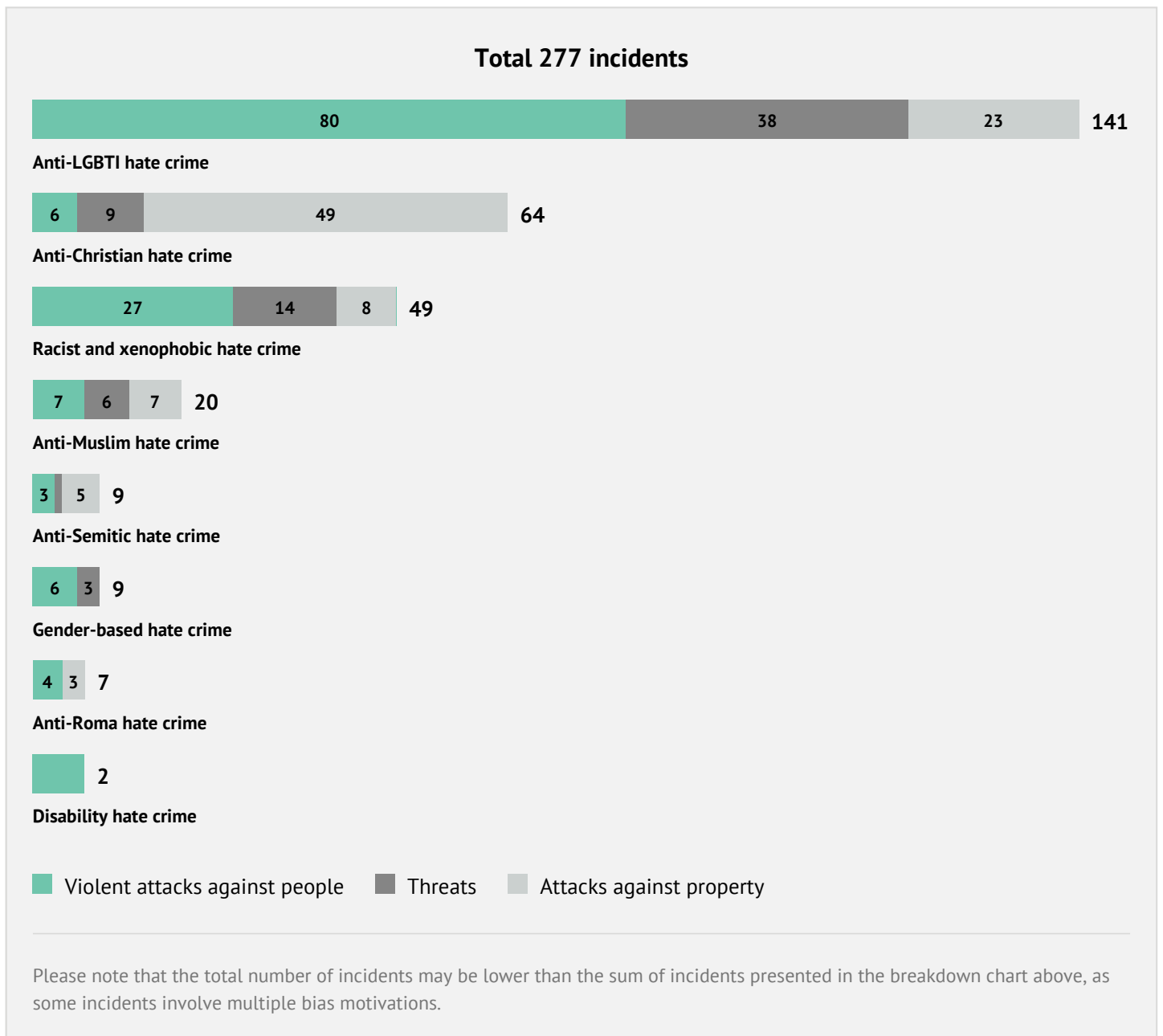
Police data by type of crime

Unspecified	1,001
-------------	-------

National Developments

In 2020, the **Spanish National Office for the Fight against Hate Crimes (ONDOD) of the Ministry of Interior** carried out a hate crime victimisation survey (18 December 2020 and 31 March 2021). The aim of this research was to collect the knowledge and feelings of victims of a hate crime. More than 700 participants answered this questionnaire but we only used the data of around 400 participants to make a [statistical report](#) because these people had been a victim of a hate crime in the last five years. This selection was applied to ensure a more actualized vision of this social phenomenon. Thanks to this, possible measurements that could be implemented would be more easily adapted to reduce their victimization. Some of the most important questions asked in the survey were: Do you think the measures that have been adopted so far in Spain to combat hate crimes are adequate? What is your perception of hate crimes in the last five years? Do you avoid some places to avoid being a victim? Moreover, they were also asked if they reported the crime when it happened, how was the police treatment was, and, very importantly, why they did not report the crime to the authorities (if they did not do so). The members of the ONDOD consider that this study could help to address this social scourge more effectively.

Incidents reported by civil society



In addition to incidents summarized below, this graph includes the following numbers of hate incidents reported as statistics: 56 reported by FELGBT; and 3 reported by Kantor Center.

Targeted properties

Total 90 incidents targeting properties




Place of worship




Public Space




Monument



Private property



Community facility



School



Cemetery



Other

- Anti-Christian hate crime
 Anti-Semitic hate crime
 Anti-LGBTI hate crime
- Racist and xenophobic hate crime
 Anti-Muslim hate crime
 Anti-Roma hate crime
- Gender-based hate crime

Type of property attack

Total 90 incidents targeting properties



Vandalism



Damage to property



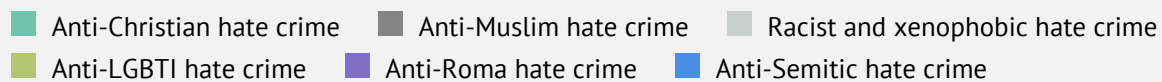
Arson



Burglary



Theft



[View civil society incidents for Spain, 2020](#)