

## Spain Hate Crime Report 2018

Information contained in this report was compiled as part of ODIHR's 2018 Hate Crime Report.

For more information, including on previous years' reporting, please visit: [hatecrime.osce.org/spain](https://hatecrime.osce.org/spain)

For more information about ODIHR's Hate Crime Report, visit: [hatecrime.osce.org/our-methodology](https://hatecrime.osce.org/our-methodology)

### Summary

Spain regularly reports hate crime data to ODIHR. Spain publishes [annual reports](#) on hate crimes.

Spain implemented ODIHR's Training Against Hate Crime for Law Enforcement (TAHCLE) programme in 2019, and the Prosecutor General's Office has established a network of dedicated hate crime prosecutors across the country. A regional TAHCLE in Valencia was implemented in 2016.

The Ministry of Interior has a dedicated [protocol](#) that regulates how law enforcement handles hate crime cases and sets out the specific rights of hate crime victims. Within the Ministry, the Spanish National Office Against Hate Crimes (ONDOD) is responsible for the [Hate Crime Action Plan](#) (adopted for 2019-2021 and 2022-2024). Currently, the Action Plan covers the areas of victim support, co-ordination among state authorities, civil society and the private sector, hate crime prevention, specialization within the police, training, awareness raising, and the allocation of adequate human resources in ONDOD.

[Hate crime data collection in Spain](#)

[Support for hate crime victims in Spain](#)

[Hate crime capacity building in Spain](#)

[Spain's hate crime legislation](#)

### ODIHR's Key Observation

ODIHR observes that Spain has not reported to ODIHR the numbers of prosecuted hate crime cases or information on the sentencing of hate crime cases.

## Official Data

The figure presented here includes 14 hate crimes motivated by "fear of the poor" and 596 hate crimes motivated by ideology. These categories fall outside of the OSCE hate crime definition and are not included in the breakdown by bias motivation below.

Year	Hate crimes recorded by police	Prosecuted	Sentenced
2018	1,598	not available	not available

## Police data by bias motivation

531

### Racist and xenophobic hate crime

259

### Anti-LGBTI hate crime

71

### Gender-based hate crime

69

### Other hate crime based on religion or belief

These numbers represent all crimes motivated by bias against religion, including bias against Christians and bias against Muslims.

25

### Disability hate crime

24

### Unspecified

This category includes 16 hate crimes committed on the grounds of age and eight on the basis of an illness.

9

### Anti-Semitic hate crime

## Police data by type of crime

988

Unspecified

# National Developments

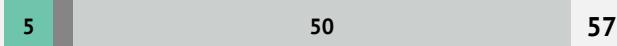
A new category – ageist hate crime – has been introduced into the national monitoring system.

# Incidents reported by civil society

Total 240 incidents



**Anti-LGBTI hate crime**



**Anti-Christian hate crime**



**Racist and xenophobic hate crime**



**Anti-Muslim hate crime**



**Anti-Semitic hate crime**



**Gender-based hate crime**

■ Violent attacks against people  
 ■ Threats  
 ■ Attacks against property

Please note that the total number of incidents may be lower than the sum of incidents presented in the breakdown chart above, as some incidents involve multiple bias motivations.

# Targeted properties

## Total 117 incidents targeting properties



### Place of worship




### Public Space



### Private property



### Monument



### School



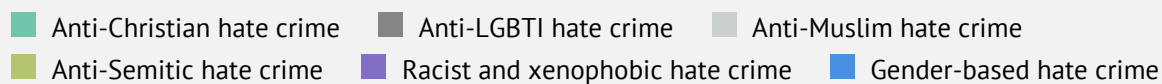
### Community facility



### Other



### Cemetery



## Type of property attack


### Total 117 incidents targeting properties



#### Vandalism



#### Damage to property



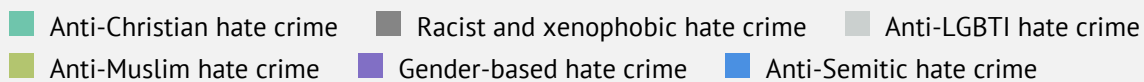
#### Arson



#### Burglary



#### Theft



[View civil society incidents for Spain, 2018](#)