

Spain Hate Crime Report 2017

Information contained in this report was compiled as part of ODIHR's 2017 Hate Crime Report.
For more information, including on previous years' reporting, please visit: hatecrime.osce.org/spain

For more information about ODIHR's Hate Crime Report, visit: hatecrime.osce.org/our-methodology

Summary

Spain regularly reports hate crime data to ODIHR. Spain publishes [annual reports](#) on hate crimes.

Spain implemented ODIHR's Training Against Hate Crime for Law Enforcement (TAHCLE) programme in 2019, and the Prosecutor General's Office has established a network of dedicated hate crime prosecutors across the country. A regional TAHCLE in Valencia was implemented in 2016.

The Ministry of Interior has a dedicated [protocol](#) that regulates how law enforcement handles hate crime cases and sets out the specific rights of hate crime victims. Within the Ministry, the Spanish National Office Against Hate Crimes (ONDOD) is responsible for the [Hate Crime Action Plan](#) (adopted for 2019-2021 and 2022-2024). Currently, the Action Plan covers the areas of victim support, co-ordination among state authorities, civil society and the private sector, hate crime prevention, specialization within the police, training, awareness raising, and the allocation of adequate human resources in ONDOD.

[Hate crime data collection in Spain](#)

[Support for hate crime victims in Spain](#)

[Hate crime capacity building in Spain](#)

[Spain's hate crime legislation](#)

ODIHR's Key Observation

ODIHR observes that Spain has not reported to ODIHR the numbers of prosecuted hate crime cases and information on sentenced hate crime cases.

Official Data

The figure presented here includes eleven hate crimes motivated by "fear of the poor" and 446 hate crimes motivated by ideology. These categories fall outside of the OSCE concept of hate crimes and are not included in the breakdown by bias motivation below.

Year	Hate crimes recorded by police	Prosecuted	Sentenced
2017	1,419	not available	not available

Police data by bias motivation

524

Racist and xenophobic hate crime

271

Anti-LGBTI hate crime

103

Other hate crime based on religion or belief

These numbers represent all anti-religious crime, including motivated by bias against Christians and Muslims.

35

Gender-based hate crime

23

Disability hate crime

Significant year-to-year decrease in disability hate crime is due to updated methodological approach to computing the numbers, not by a change in incidence.

6

Anti-Semitic hate crime

Police data by type of crime

962

Unspecified

Incidents reported by civil society


Total 268 incidents



Anti-LGBTI hate crime



Anti-Christian hate crime



Anti-Muslim hate crime



Racist and xenophobic hate crime



Anti-Semitic hate crime



Gender-based hate crime

■ Violent attacks against people
 ■ Threats
 ■ Attacks against property


Please note that the total number of incidents may be lower than the sum of incidents presented in the breakdown chart above, as some incidents involve multiple bias motivations.

Targeted properties


Total 99 incidents targeting properties



Place of worship



Public Space




Community facility



Monument



Private property



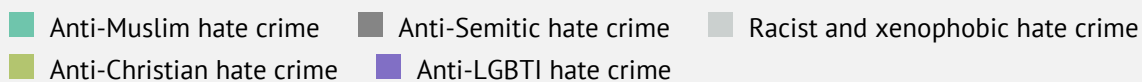
Other



Cemetery



School



Type of property attack


Total 99 incidents targeting properties



Vandalism



Damage to property



Theft



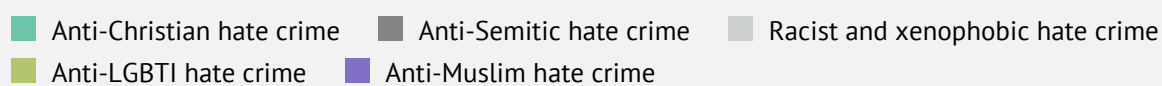
Arson



Burglary



Hacking



[View civil society incidents for Spain, 2017](#)