

Spain Hate Crime Report 2016

Information contained in this report was compiled as part of ODIHR's 2016 Hate Crime Report.
For more information, including on previous years' reporting, please visit: hatecrime.osce.org/spain

For more information about ODIHR's Hate Crime Report, visit: hatecrime.osce.org/our-methodology

Summary

Spain regularly reports hate crime data to ODIHR. Spain publishes [annual reports](#) on hate crimes.

Spain implemented ODIHR's Training Against Hate Crime for Law Enforcement (TAHCLE) programme in 2019, and the Prosecutor General's Office has established a network of dedicated hate crime prosecutors across the country. A regional TAHCLE in Valencia was implemented in 2016.

The Ministry of Interior has a dedicated [protocol](#) that regulates how law enforcement handles hate crime cases and sets out the specific rights of hate crime victims. Within the Ministry, the Spanish National Office Against Hate Crimes (ONDOD) is responsible for the [Hate Crime Action Plan](#) (adopted for 2019-2021 and 2022-2024). Currently, the Action Plan covers the areas of victim support, co-ordination among state authorities, civil society and the private sector, hate crime prevention, specialization within the police, training, awareness raising, and the allocation of adequate human resources in ONDOD.

[Hate crime data collection in Spain](#)

[Support for hate crime victims in Spain](#)

[Hate crime capacity building in Spain](#)

[Spain's hate crime legislation](#)

ODIHR's Key Observation

ODIHR observes that Spain has not reported to ODIHR the numbers of prosecuted hate crime cases or information on sentenced hate crime cases.

Official Data

The figure presented here includes ten hate crimes motivated by "fear of the poor" and 259 hate crimes motivated by ideology. These categories fall outside of the OSCE concept of hate crimes and are not included in the breakdown by bias motivation below.

Year	Hate crimes recorded by police	Prosecuted	Sentenced
2016	1,272	not available	not available

Police data by bias motivation

416

Racist and xenophobic hate crime

264

Disability hate crime

230

Anti-LGBTI hate crime

47

Other hate crime based on religion or belief

These numbers represent all anti-religious crime, including motivated by bias against Christians and Muslims.

41

Gender-based hate crime

Official figures recorded 41 hate crimes motivated by bias against gender.

7

Anti-Semitic hate crime

Police data by type of crime

524

Unspecified

This category includes hate crimes committed at, around, shortly before or after a sport event, and other unspecified crimes.

231

Physical assault

This category includes physical assaults with or without injuries, as well as sexual assaults and abuse.

150

Threats/ threatening behaviour

This category includes threats and minor harassment.

56

Theft/ robbery

31

Damage to property

10

Attacks against places of worship

2

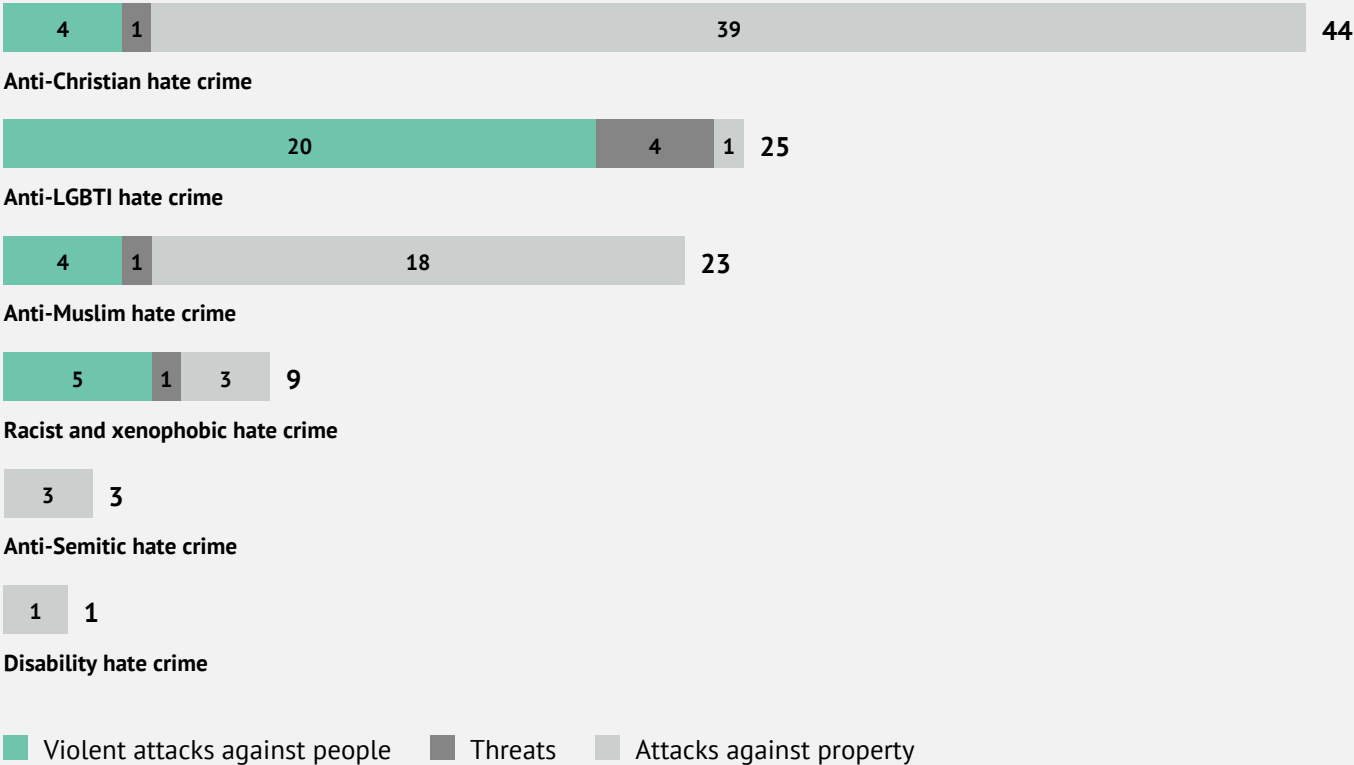
Homicide

1

Desecration of graves

Incidents reported by civil society

Total 105 incidents



Please note that the total number of incidents may be lower than the sum of incidents presented in the breakdown chart above, as some incidents involve multiple bias motivations.

Targeted properties

Total 65 incidents targeting properties



Place of worship




Private property




Monument



Public Space



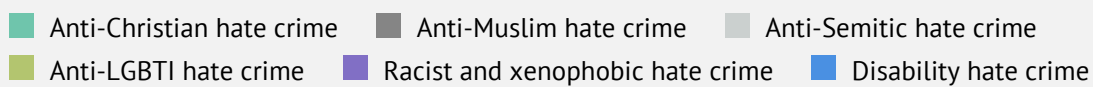
School



Cemetery



Community facility

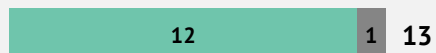


Type of property attack


Total 65 incidents targeting properties




Vandalism



Damage to property



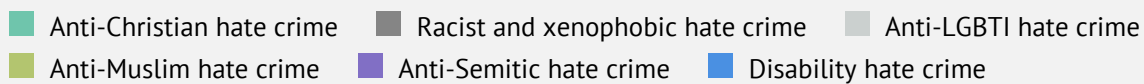
Arson



Theft



Burglary



[View civil society incidents for Spain, 2016](#)