

Serbia Hate Crime Report 2020

Information contained in this report was compiled as part of ODIHR's 2020 Hate Crime Report.

For more information, including on previous years' reporting, please visit: hatecrime.osce.org/serbia

For more information about ODIHR's Hate Crime Report, visit: hatecrime.osce.org/our-methodology

Summary

Serbia regularly reports data on hate crimes to ODIHR. In 2018, the Office of the Prosecutor General, with the support of the OSCE Mission to Serbia and ODIHR, developed *Guidelines for the prosecution of hate crimes in the Republic of Serbia*. A network of contact persons working on hate crime within the prosecution services was established and, with the OSCE Mission's assistance, the Judicial Academy has developed, integrated and implements a hate crime training plan and programme.

[Hate crime data collection in Serbia](#)

[Support for hate crime victims in Serbia](#)

[Hate crime capacity building in Serbia](#)

[Serbia's hate crime legislation](#)

ODIHR's Key Observation

ODIHR recognizes Serbia's efforts in prosecuting hate crimes effectively as well as regularly reporting to ODIHR. However, based on the available information, it observes that Serbia does not collect data and statistics on hate crimes. In addition, ODIHR observes Serbia would benefit from raising the awareness and building the capacity of police about hate crimes.

Official Data

Most of the records reported by the police and prosecution services, and the sentencing figures include the offences of incitement to hatred, defamation, discrimination or violation of equality, which fall outside of the OSCE's definition of hate crime.

Year	Hate crimes recorded by police	Prosecuted	Sentenced
2020	66	5	4

Incidents reported by civil society

Total 50 incidents



Anti-LGBTI hate crime



Anti-Roma hate crime



Racist and xenophobic hate crime



Anti-Semitic hate crime



Anti-Muslim hate crime



Disability hate crime



Gender-based hate crime

■ Violent attacks against people
 ■ Threats
 ■ Attacks against property

Please note that the total number of incidents may be lower than the sum of incidents presented in the breakdown chart above, as some incidents involve multiple bias motivations.

Targeted properties


Total 15 incidents targeting properties




Community facility



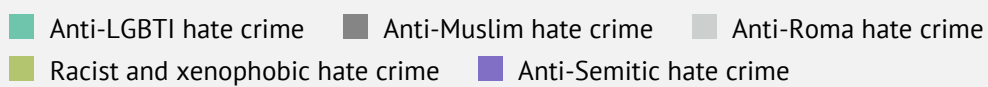
Public Space



Place of worship

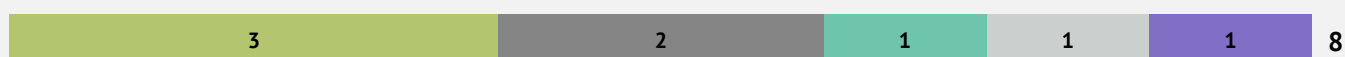


Private property



Type of property attack

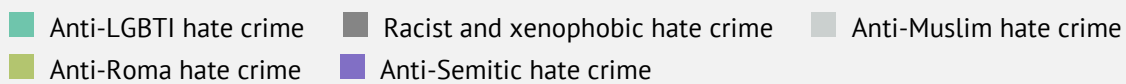
Total 15 incidents targeting properties



Vandalism



Damage to property



[View civil society incidents for Serbia, 2020](#)