

Norway Hate Crime Report 2017

Information contained in this report was compiled as part of ODIHR's 2017 Hate Crime Report.

For more information, including on previous years' reporting, please visit: hatecrime.osce.org/norway

For more information about ODIHR's Hate Crime Report, visit: hatecrime.osce.org/our-methodology

Summary

Norway regularly reports hate crime data to ODIHR. In 2021, the Norway Police established a National Expertise Group on Hate Crime. The Group is part of the Oslo Police District and is a reinforcement of the Oslo Police District's Hate Crime Unit. The mandate of the Group is to build the capacities of the regional police districts through training and guidance and, if necessary, to provide assistance in specific cases.

The Attorney General's Annual Circular, which sets out goals and priorities for the year for police and prosecution services, has included hate crime as a priority area for over 20 years. This means that hate crime cases, whatever the severity, are given priority and cannot be dismissed due to capacity or other reasons within police districts.

[Hate crime data collection in Norway](#)

[Support for hate crime victims in Norway](#)

[Hate crime capacity building in Norway](#)

[Norway's hate crime legislation](#)

ODIHR's Key Observation

ODIHR observes that Norway has not reported on hate crimes separately from cases of hate speech.

Official Data

The number presented here refers to police-recorded incidents. The sum of disaggregated figures below adds up to more than the total because crimes can be recorded under more than one bias motivation. Both numbers include hate speech and discrimination incidents, which fall outside of OSCE's definition of hate crimes.

Year	Hate crimes recorded by police	Prosecuted	Sentenced
2017	549	not available	not available

Police data by bias motivation

While breakdown of the statistics below by type of crime is available, individual bias motivation categories were not reported, hence only the total number for each bias motivation is presented.

373

Racist and xenophobic hate crime

120

Other hate crime based on religion or belief

83

Anti-LGBTI hate crime

18

Disability hate crime

1

Unspecified

Police data by type of crime

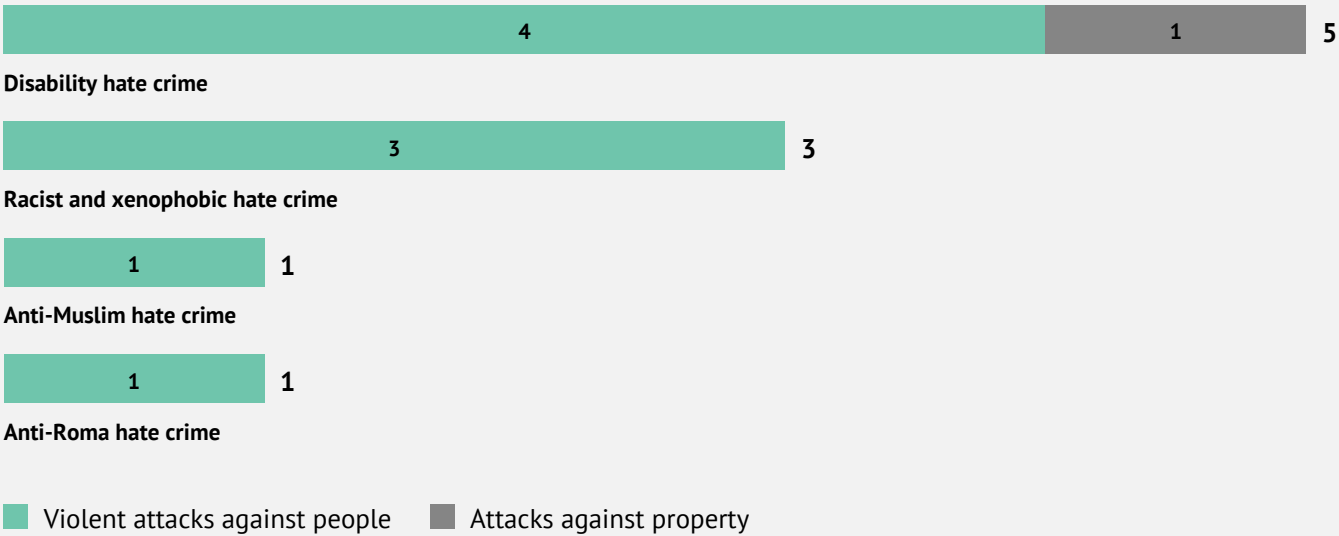
While breakdown of the statistics below by type of crime is available, individual bias motivation categories were not reported, hence only the total number for each bias motivation is presented.

595

Unspecified

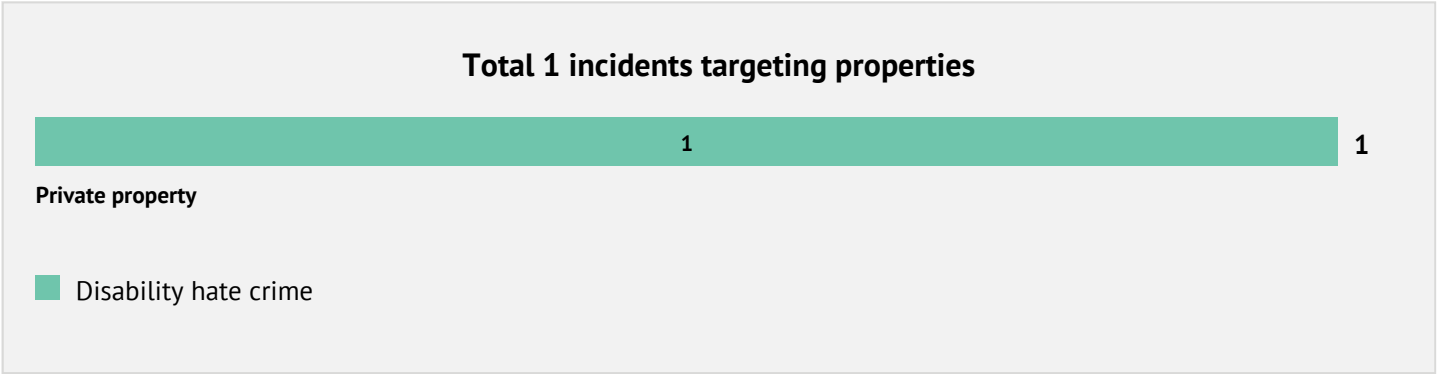
Incidents reported by civil society

Total 10 incidents

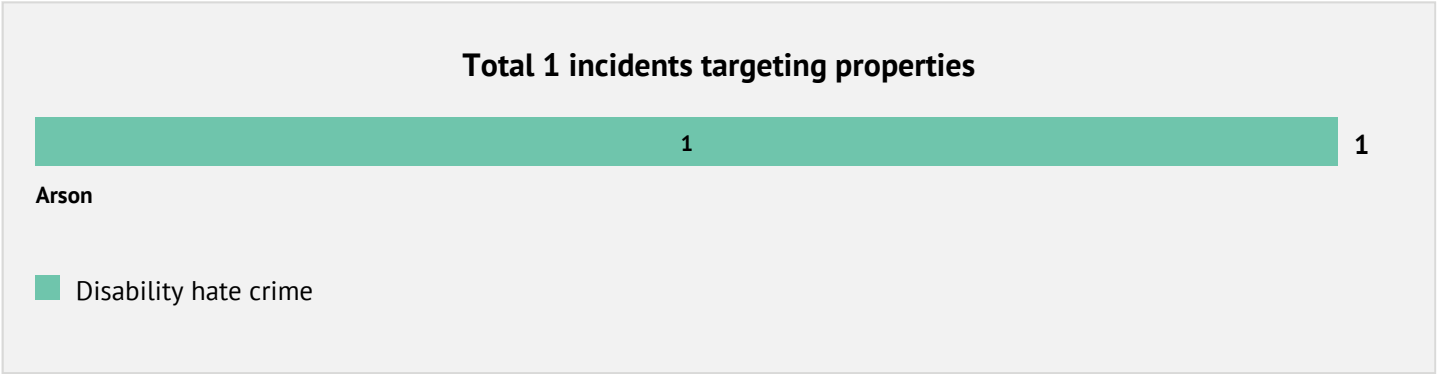


Please note that the total number of incidents may be lower than the sum of incidents presented in the breakdown chart above, as some incidents involve multiple bias motivations.

Targeted properties



Type of property attack



[View civil society incidents for Norway, 2017](#)