

## Netherlands Hate Crime Report 2018

Information contained in this report was compiled as part of ODIHR's 2018 Hate Crime Report.

For more information, including on previous years' reporting, please visit: [hatecrime.osce.org/netherlands](https://hatecrime.osce.org/netherlands)

For more information about ODIHR's Hate Crime Report, visit: [hatecrime.osce.org/our-methodology](https://hatecrime.osce.org/our-methodology)

### Summary

The Netherlands regularly reports hate crime data to ODIHR. [Police](#) and [prosecution](#) statistics are published annually. A victimization survey is conducted by the Central Bureau of Statistics every two years and the results are published [here](#).

The Netherlands' Criminal Code contains no hate crime provisions, and hate crimes are addressed as "criminal offences with a discriminatory aspect". The Public Prosecution Service provides guidance on investigating and prosecuting such offences ([Aanwijzing Discriminatie](#)), including on prioritising discrimination offences.

In October 2021, the Netherlands appointed a National Coordinator against Discrimination and Racism to ensure a comprehensive approach to countering discrimination and hate crime, including with the involvement of civil society.

In May 2022, a new State Commission against Discrimination and Racism (State Commission) was tasked with conducting research into discrimination and racism, including hate crimes.

[Hate crime data collection in the Netherlands](#)

[Support for hate crime victims in the Netherlands](#)

[Hate crime capacity building in the Netherlands](#)

[The Netherlands's hate crime legislation](#)

### ODIHR's Key Observation

ODIHR observes that the Netherlands have not reported on cases of hate crimes separately from cases of hate speech or discrimination

## Official Data

Figures reported to ODIHR and presented here include hate speech and discrimination offences (or "basic forms of discrimination"), as well as hate crimes ("common offences with a discriminatory motive"). Where multiple biases are registered in an offence, each of them is reported individually in the breakdown below. Data from prosecutors and courts refer to the "discriminatory facts" found in incidents, rather than the numbers of incidents.

Year	Hate crimes recorded by police	Prosecuted	Sentenced
2018	3,299	312	91

## Police data by bias motivation

The police figures include hate speech incidents, data reported by local anti-discrimination services, and online hate speech incidents, which cannot be disaggregated. Hate crimes recorded by the police can only be disaggregated by either bias motivation or type of crime (both breakdowns were reported to ODIHR) but not simultaneously by both. The disaggregation below shows the total numbers for each bias motivation.

1,442

### Racist and xenophobic hate crime

847

### Anti-LGBTI hate crime

This category consists only of crimes committed on the grounds of sexual orientation.

565

### Unspecified

275

### Anti-Semitic hate crime

151

### Other hate crime based on religion or belief

137

### Anti-Muslim hate crime

28

### Gender-based hate crime

This category includes hate crime on the grounds of gender identity.

16

### Disability hate crime


## Police data by type of crime

The police figures include hate speech incidents, data reported by local anti-discrimination services, and online hate speech incidents, which cannot be disaggregated. Hate crimes recorded by the police can only be disaggregated by either bias motivation or type of crime (both breakdowns were reported to ODIHR) but not simultaneously by both. The disaggregation below shows the total numbers for each bias motivation.

	3,461
<b>Unspecified</b>	

# Incidents reported by civil society

## Total 54 incidents

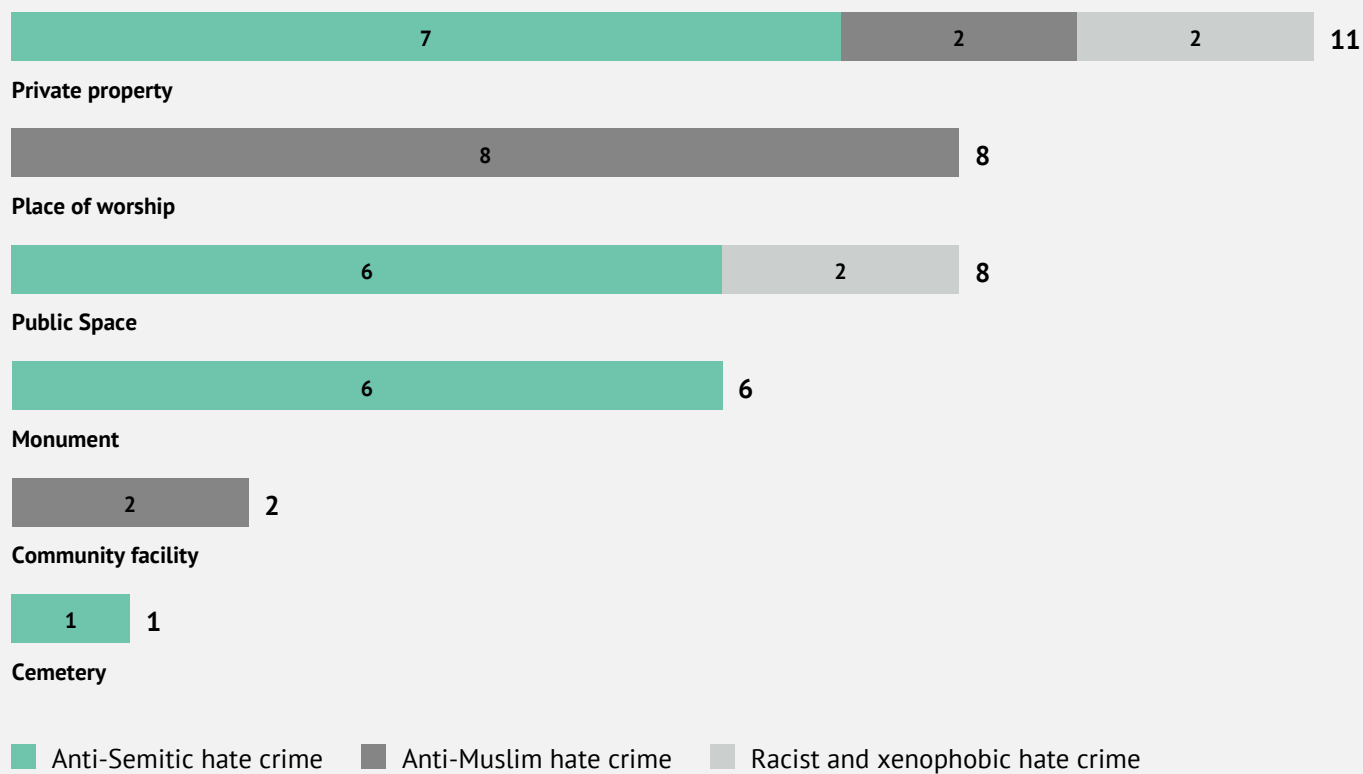


■ Violent attacks against people
 ■ Attacks against property
 ■ Threats

Please note that the total number of incidents may be lower than the sum of incidents presented in the breakdown chart above, as some incidents involve multiple bias motivations.

# Targeted properties

## Total 32 incidents targeting properties



## Type of property attack


### Total 32 incidents targeting properties




#### Vandalism



#### Damage to property



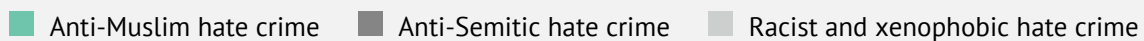
#### Theft



#### Arson



#### Burglary



[View civil society incidents for Netherlands, 2018](#)