

Information contained in this report was compiled as part of ODIHR's 2016 Hate Crime Report.
For more information, including on previous years' reporting, please visit: hatecrime.osce.org/netherlands

For more information about ODIHR's Hate Crime Report, visit: hatecrime.osce.org/our-methodology

1 2016

Summary

The Netherlands regularly reports hate crime data to ODIHR. **Police** and **prosecution** statistics are published annually. A victimization survey is conducted by the Central Bureau of Statistics every two years and the results are published [here](#).

A National Co-ordinator against Discrimination and Racism, appointed in October 2021, is tasked with ensuring a comprehensive approach to countering discrimination and hate crime, in collaboration with civil society. A State Commission against Discrimination and Racism is tasked with conducting research into discrimination and racism, including hate crimes.

The Ministry of the Interior (Mol) regularly consults civil society organizations (CSOs) on anti-discrimination policies. In particular, the Mol has entered into a formal co-operation agreement with the CSO Discriminatie.nl, which monitors discrimination in the Netherlands.

[Hate crime data collection in the Netherlands](#)

[Support for hate crime victims in the Netherlands](#)

[Hate crime capacity building in the Netherlands](#)

[The Netherlands's hate crime legislation](#)

ODIHR's Key Observation

ODIHR observes that the Netherlands have not reported on cases of hate crimes separately from cases of hate speech and/or discrimination.

Official Data

Figures reported to ODIHR and presented here include hate speech and discrimination offences (or "basic forms of discrimination") as well as hate crimes ("common offences with a discriminatory motive"). Where multiple biases are registered in an offence, each of them is reported individually in the breakdown below.

| Year | Hate crimes recorded by police | Prosecuted | Sentenced |
|------|--------------------------------|------------|-----------|
| 2016 | 4,376 | 0 | 0 |

Police data by bias motivation

The police figures include hate speech incidents, data reported by local anti-discrimination services, and online hate speech incidents, which could not be separated.

1,723

Racist and xenophobic hate crime

The figures include cases of hate speech and discrimination.

1,320

Anti-LGBTI hate crime

The figures include cases of hate speech and discrimination.

752

Unspecified

The figures include 752 cases including cases with ageist and other motivations, as well as cases of hate speech and discrimination.

352

Anti-Muslim hate crime

The figures include cases of hate speech and discrimination.

335

Anti-Semitic hate crime

The figures include cases of hate speech and discrimination.

27

Disability hate crime

The figures include cases of hate speech and discrimination.

13

Anti-Christian hate crime

The figures include cases of hate speech and discrimination.

9

Gender-based hate crime

The figures include 9 cases motivated by bias based on gender, including cases of hate speech of discrimination.

6

Other hate crime based on religion or belief

The figures include cases of hate speech and discrimination.

Police data by type of crime

The police figures include hate speech incidents, data reported by local anti-discrimination services, and online hate speech incidents, which could not be separated.

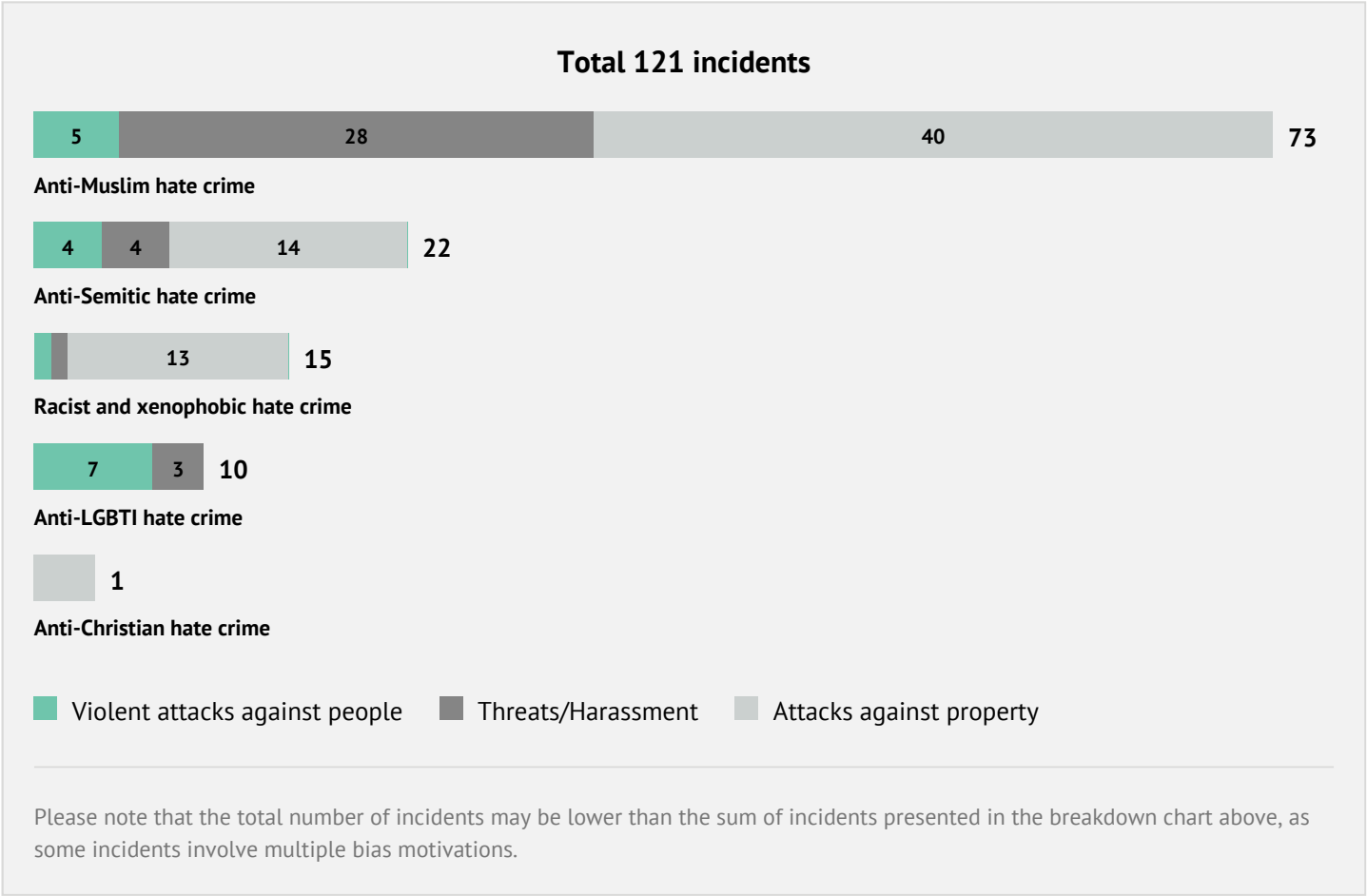
4,537

Unspecified

National Developments

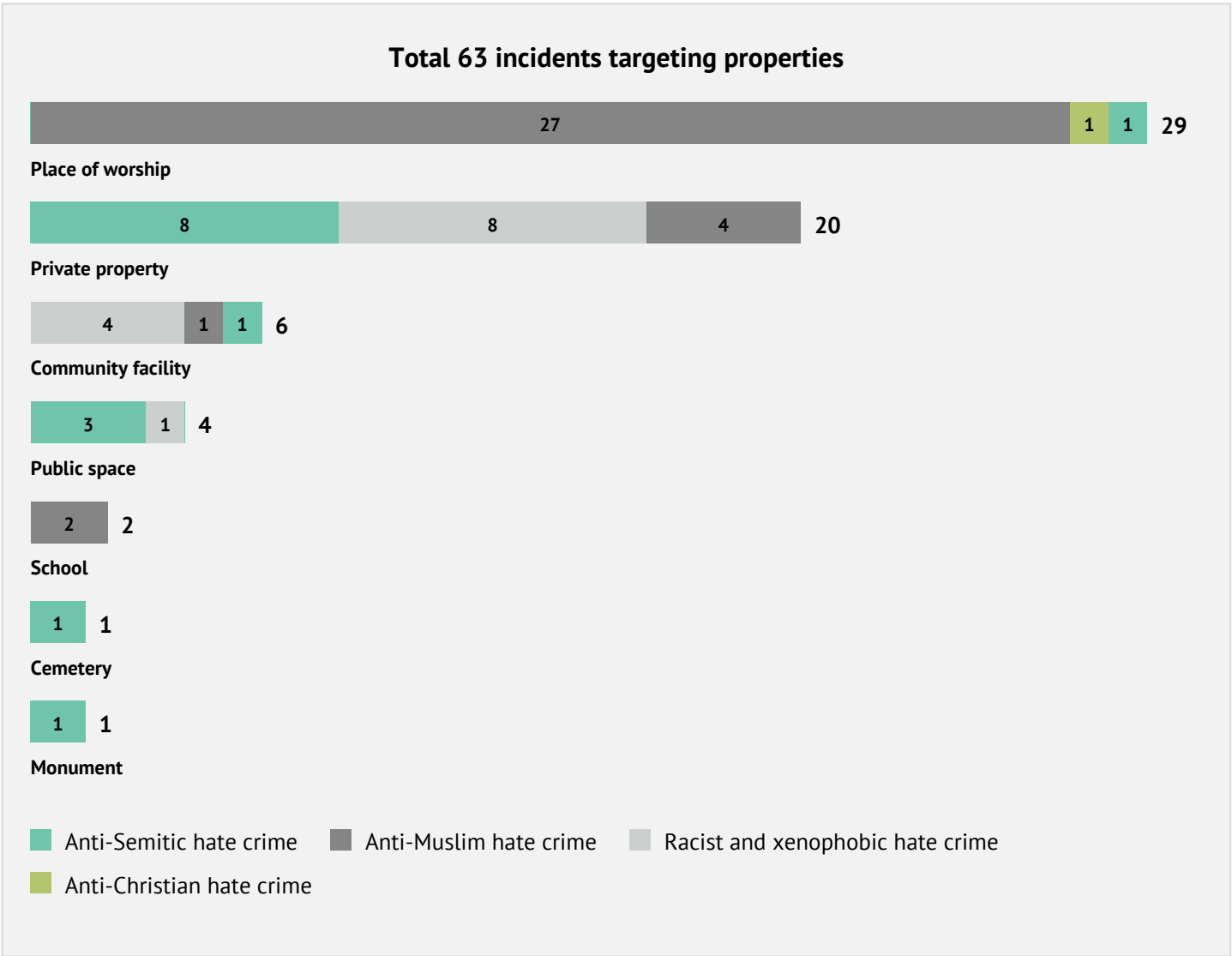
The figures include 752 cases including cases with ageist and other motivations, as well as cases of hate speech and discrimination.

Incidents reported by civil society

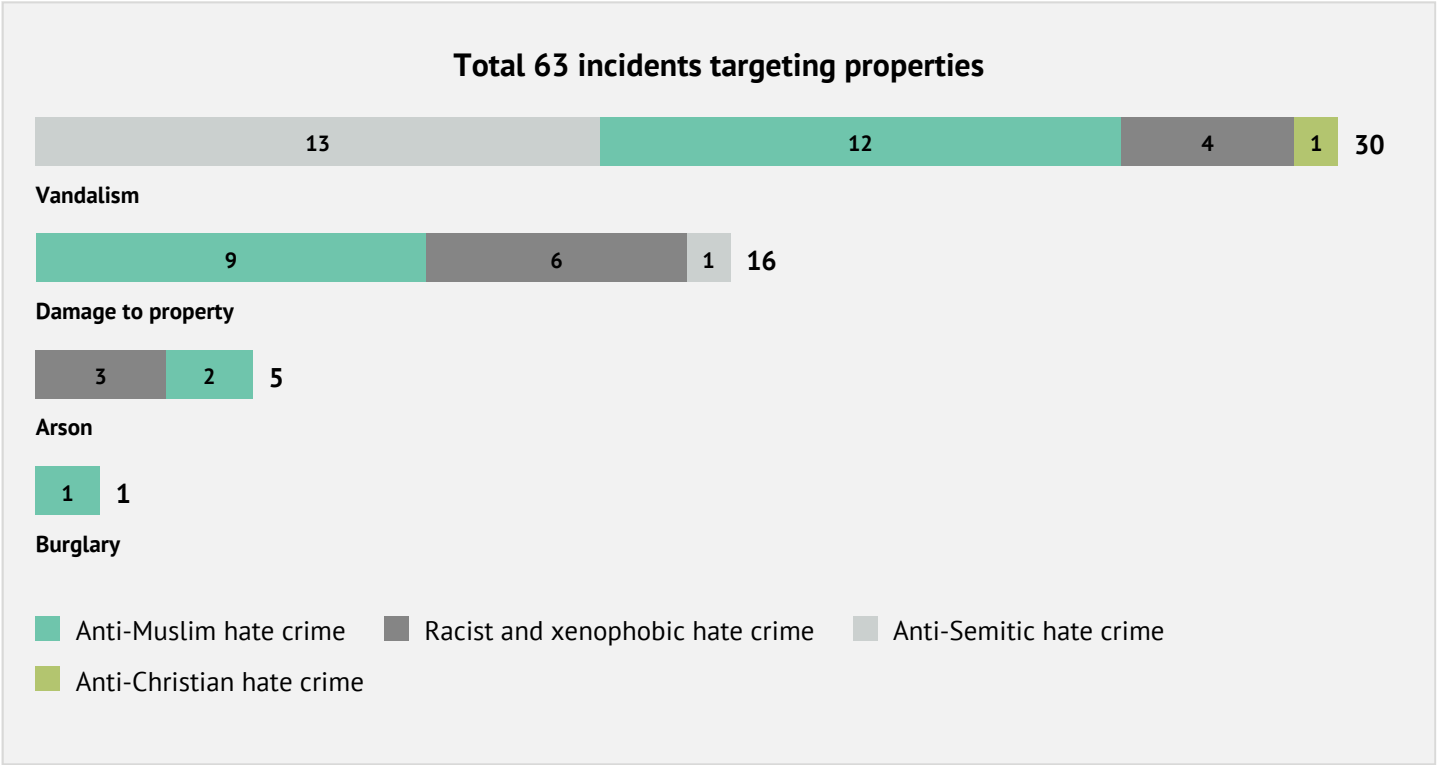


Turkish Forum Netherlands and SETA reported descriptions of incidents as well as statistical data. This explains the discrepancy between the graphic above and the incidents included below.

Targeted properties



Type of property attack



[View civil society incidents for Netherlands, 2016](#)