

## Hungary Hate Crime Report 2017

Information contained in this report was compiled as part of ODIHR's 2017 Hate Crime Report.

For more information, including on previous years' reporting, please visit: [hatecrime.osce.org/hungary](https://hatecrime.osce.org/hungary)

For more information about ODIHR's Hate Crime Report, visit: [hatecrime.osce.org/our-methodology](https://hatecrime.osce.org/our-methodology)

### Summary

Hungary regularly reports hate crime data to ODIHR. In 2012, the National Police Headquarters established a special hate crime network, which is responsible for supervising hate crime investigations. In the same year, a civil society working group against hate crimes (GYEM) was established with the aim of strengthening co-ordination with police and developing a list of bias indicators, which were adopted by the network and uploaded onto the police intranet. In 2018, the Ministry of Interior hosted a workshop on hate crime recording and data collection. The workshop was co-facilitated by ODIHR and the EU Agency for Fundamental Rights and resulted in a set of recommendations for relevant state authorities.

[Hate crime data collection in Hungary](#)

[Support for hate crime victims in Hungary](#)

[Hate crime capacity building in Hungary](#)

[Hungary's hate crime legislation](#)

### ODIHR's Key Observation

ODIHR observes that the law enforcement agencies of Hungary have not recorded the bias motivations of hate crimes.

## Official Data

The number presented here as recorded by the police represents aggregate number of hate crimes recorded by both police and Prosecutor's Office. The reported statistics were only broken down by type of crime and, in some cases, by target. The breakdown by bias motivation presented below is based on this information and does not amount to the authorities' monitoring of individual bias motivations in each registered hate offence.

Year	Hate crimes recorded by police	Prosecuted	Sentenced
2017	233	not available	not available

## Police data by bias motivation

52

### Racist and xenophobic hate crime

Six further instances of hate crimes on the basis of belonging to a "social class" have been reported but are not presented here.

18

### Other hate crime based on religion or belief

## Police data by type of crime

53

### Physical assault

This category combines crimes of "battery" and the crime of "violence against a member of the community". The latter may, however, also include non-violent anti-social behaviour.

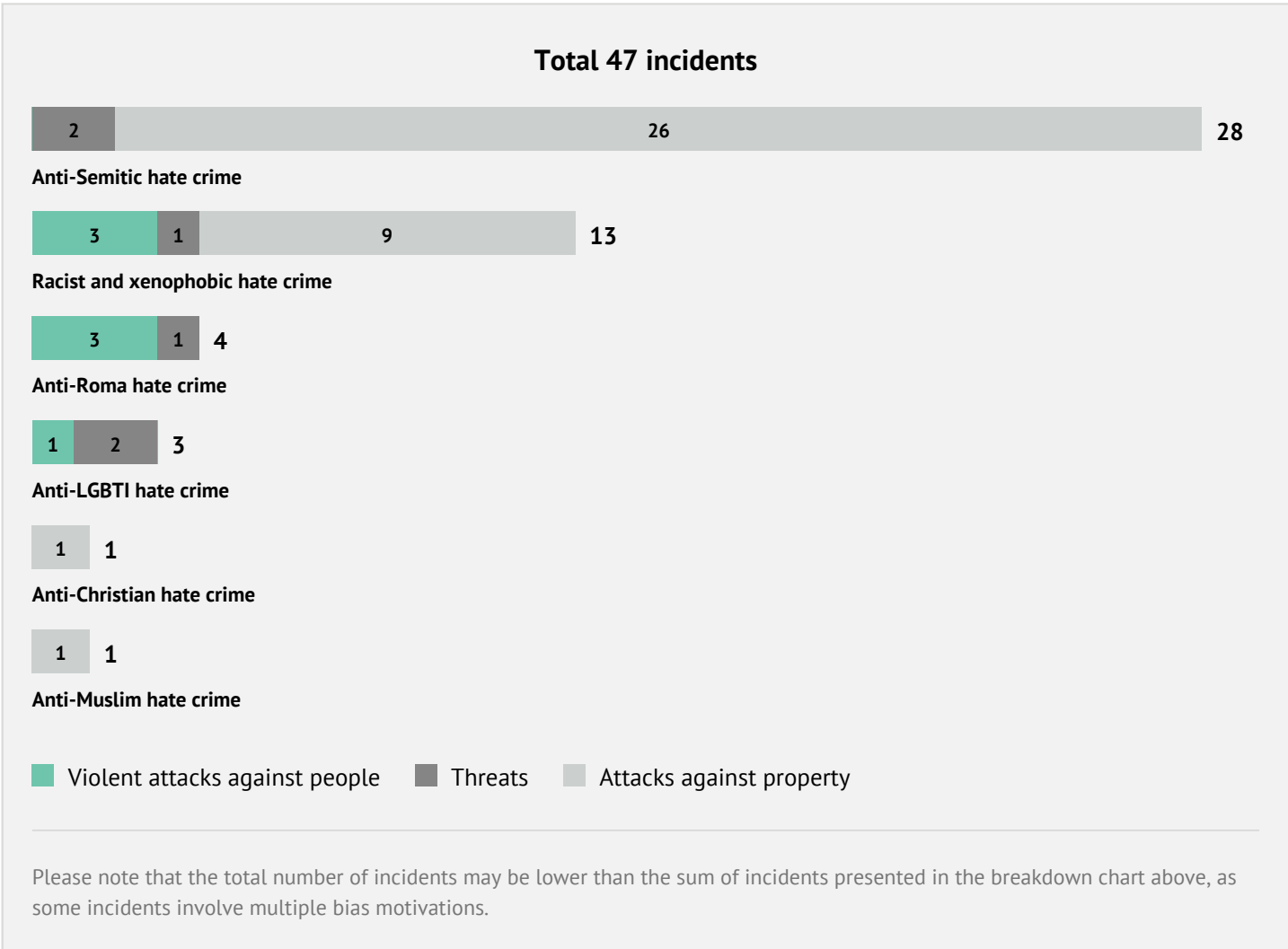
12

### Attacks against places of worship

5

### Vandalism

# Incidents reported by civil society



The Action and Protection Foundation (TEV) reported descriptive incidents as well as statistical data. This explains the discrepancy between the graphic above and the incidents included below.

# Targeted properties


## Total 19 incidents targeting properties



### Public Space




### Place of worship



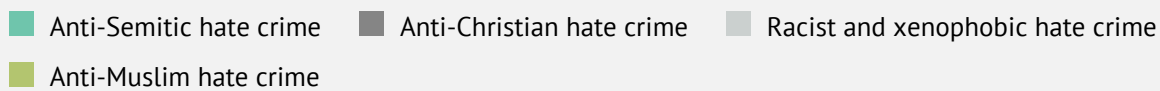
### Monument



### Cemetery



### Private property




## Type of property attack

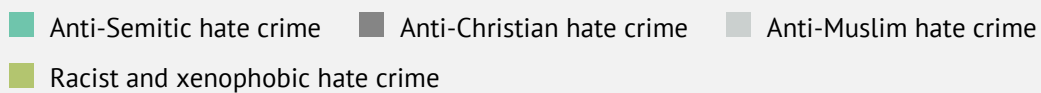
### Total 19 incidents targeting properties



#### Vandalism



#### Damage to property



[View civil society incidents for Hungary, 2017](#)