

Hungary Hate Crime Report 2016

Information contained in this report was compiled as part of ODIHR's 2016 Hate Crime Report.

For more information, including on previous years' reporting, please visit: hatecrime.osce.org/hungary

For more information about ODIHR's Hate Crime Report, visit: hatecrime.osce.org/our-methodology

Summary

Hungary regularly reports hate crime data to ODIHR. In 2012, the National Police Headquarters established a special hate crime network, which is responsible for supervising hate crime investigations. In the same year, a civil society working group against hate crimes (GYEM) was established with the aim of strengthening co-ordination with police and developing a list of bias indicators, which were adopted by the network and uploaded onto the police intranet. In 2018, the Ministry of Interior hosted a workshop on hate crime recording and data collection. The workshop was co-facilitated by ODIHR and the EU Agency for Fundamental Rights and resulted in a set of recommendations for relevant state authorities.

[Hate crime data collection in Hungary](#)

[Support for hate crime victims in Hungary](#)

[Hate crime capacity building in Hungary](#)

[Hungary's hate crime legislation](#)

ODIHR's Key Observation

ODIHR observes that the law enforcement agencies of Hungary have not recorded the bias motivations of hate crimes.

Official Data

Comprehensive crime statistics were reported to ODIHR. The statistics, however, cannot distinguish hate crimes from other crimes that do not have an underlying bias motivation. The numbers presented refer to the crime of "violence against a member of the community." Disaggregation by bias motivation is not available.

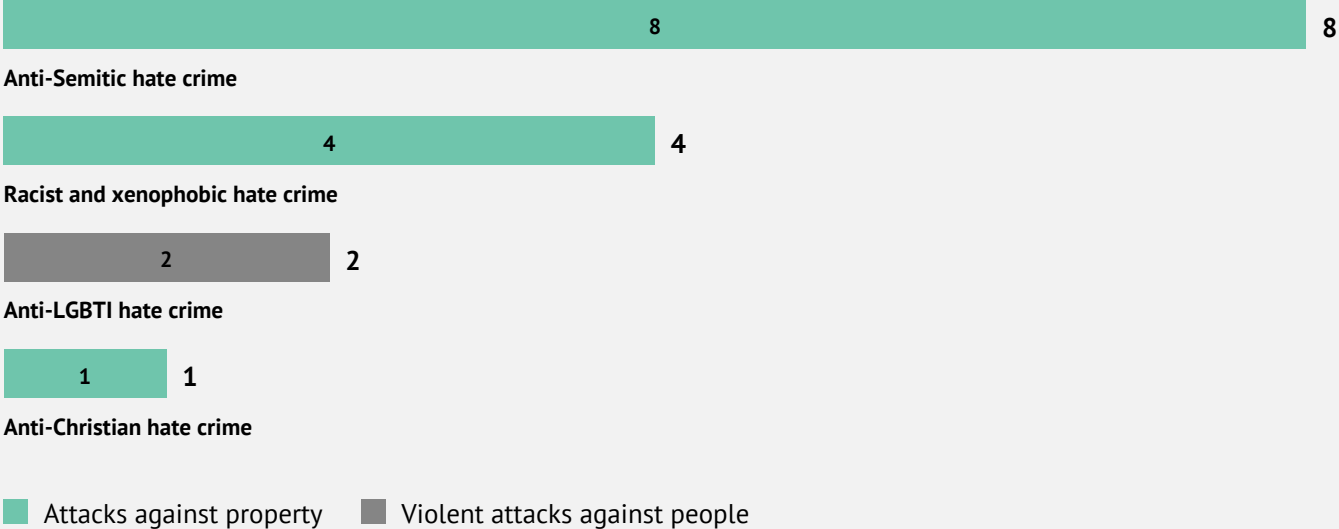
Year	Hate crimes recorded by police	Prosecuted	Sentenced
2016	33	33	39

National Developments

A list of bias indicators was created by the Hungarian authorities in co-operation civil society groups to help identify potential hate crimes. The list includes: the perception of the victim or witnesses; the perpetrators' remarks or gestures; perceived or actual group differences; the appearance and behaviour of the victim; previous and later actions of the perpetrator; the appearance of organized hate groups; location; date; the degree of violence; level of publicity; lack of other motivation.

Incidents reported by civil society

Total 15 incidents



Please note that the total number of incidents may be lower than the sum of incidents presented in the breakdown chart above, as some incidents involve multiple bias motivations.

Targeted properties

Total 13 incidents targeting properties




Public Space



Monument



Place of worship




Private property


■ Anti-Semitic hate crime ■ Anti-Christian hate crime ■ Racist and xenophobic hate crime

Type of property attack

Total 13 incidents targeting properties



Vandalism



Damage to property



Theft

■ Anti-Semitic hate crime ■ Anti-Christian hate crime ■ Racist and xenophobic hate crime

[View civil society incidents for Hungary, 2016](#)