

Greece Hate Crime Report 2020

Information contained in this report was compiled as part of ODIHR's 2020 Hate Crime Report.

For more information, including on previous years' reporting, please visit: hatecrime.osce.org/greece

For more information about ODIHR's Hate Crime Report, visit: hatecrime.osce.org/our-methodology

Summary

Greece regularly reports hate crime data to ODIHR.

In 2017, Greece implemented ODIHR's Prosecutors and Hate Crime Training (PAHCT). In June 2018, an "Agreement on inter-agency co-operation on addressing racist crimes" was concluded by relevant state authorities and a network of civil society organizations (CSOs) as part of ODIHR's project on "Building a Comprehensive Criminal Justice Response to Hate Crimes". Consequently, the agreement has led to improved hate crime recording and data collection. On February 2022, ODIHR held an online diagnostic workshop with government representatives, criminal justice actors and CSOs to assess structures and services for hate crime victim support in Greece.

In 2022, an office within the Ministry of Justice was tasked with overseeing the systematic collection of statistical data on hate crimes.

[Hate crime data collection in Greece](#)

[Support for hate crime victims in Greece](#)

[Hate crime capacity building in Greece](#)

[Greece's hate crime legislation](#)

ODIHR's Key Observation

ODIHR recognizes Greece's efforts to improve the recording and data collection mechanisms. However, based on the available information, it observes that Greece has not made the hate crime data public. In addition, ODIHR observes that Greece would benefit from raising the awareness and building the capacity of criminal justice officials about hate crimes.

Official Data

The police records consist of cases submitted by the police to the public prosecutor in 2020. In some cases, more than one criminal offence was involved. Therefore, there is a difference between these records and the breakdown by bias motivation below. Furthermore, the police records include a number of hate speech incidents, which fall outside of the OSCE hate crime definition and are not presented in the breakdown below.

Year	Hate crimes recorded by police	Prosecuted	Sentenced
2020	171	34	0

Police data by bias motivation

Incidents represented in this section may include more than one crime.

103

Racist and xenophobic hate crime

A further 45 cases of hate speech were reported but are not presented here.

22

Anti-LGBTI hate crime

This number consists of 21 homophobic and one transphobic crimes. A further 18 cases of hate speech were reported but are not presented here.

16

Anti-Muslim hate crime

A further six cases of hate speech were reported but are not presented here.

8

Anti-Roma hate crime

One more case of hate speech was reported but are not presented here.

6

Disability hate crime

A further three cases of hate speech were reported but are not presented here.

4

Anti-Semitic hate crime

2

Anti-Christian hate crime

Police data by type of crime

Incidents represented in this section may include more than one crime.

68

Physical assault

This category includes crimes of illegal violence.

37

Threats/ threatening behaviour

23

Unspecified

This category includes crimes of torture, deprivation of liberty, and abuse of power.

10

Damage to property

6

Theft/ robbery

4

Disturbance of the peace

4

Homicide

3

Vandalism

2

Arson

2

Attacks against places of worship

1

Desecration of graves

1

Incitement to violence

National Developments

On 8 December 2020, The National Council against Racism and Intolerance adopted the first National Action Plan against Racism and Intolerance for years 2020-2023. It provides for, among others, improved electronic registration of racist violence incidents via the PoliceOnline network and the application for brief police reports.

Incidents reported by civil society

Total 128 incidents



Please note that the total number of incidents may be lower than the sum of incidents presented in the breakdown chart above, as some incidents involve multiple bias motivations.

In addition to incidents summarized below, this graph includes 3 hate incidents reported by Kantor Center as statistics.

Targeted properties

Total 39 incidents targeting properties




Place of worship




Community facility




Monument




Private property



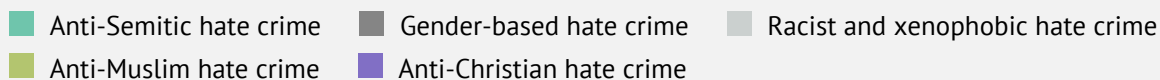
Cemetery



Other



Public Space

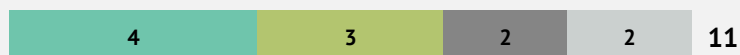


Type of property attack


Total 39 incidents targeting properties



Vandalism



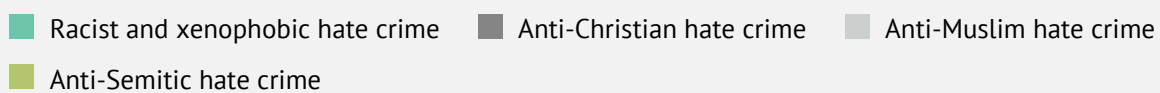
Damage to property



Arson



Burglary



[View civil society incidents for Greece, 2020](#)