

## Germany Hate Crime Report 2016

Information contained in this report was compiled as part of ODIHR's 2016 Hate Crime Report.

For more information, including on previous years' reporting, please visit: [hatecrime.osce.org/germany](https://hatecrime.osce.org/germany)

For more information about ODIHR's Hate Crime Report, visit: [hatecrime.osce.org/our-methodology](https://hatecrime.osce.org/our-methodology)

### Summary

Germany regularly reports hate crime data to ODIHR. Close collaboration with civil society in the area of hate crime victim support has been established at the level of federal states, namely with the Weisser Ring civil society organization (CSO) and a number of specialized CSOs. The Federal Ministry of Justice and the Federal Victims' Commissioner are in regular contact with a number of victim support institutions and victims' representatives. Germany has conducted victimization surveys to measure under-reported hate crimes. The most recent report covering 2012-2017 is available [here](#).

In 2021, ODIHR, together with Federal Ministries, organized a virtual study visit to Germany on strengthening co-operation between the Government and civil society on hate crime victim support.

The German government funds several organizations and projects to monitor hate incidents and assist hate crime victims. These include the Competence Network Against Antisemitism (KOMPAS), which consists of five experienced civil society organizations that register anti-Semitic incidents and develop measures to prevent anti-Semitism. The government also funds the Competence Network on Hate on the Net, which advises victims of hate speech, strengthens civil society networks, and develops media literacy materials.

[Hate crime data collection in Germany](#)

[Support for hate crime victims in Germany](#)

[Hate crime capacity building in Germany](#)

[Germany's hate crime legislation](#)

### ODIHR's Key Observation

ODIHR observes that Germany has not reported the numbers of prosecuted and/or information on sentenced hate crime cases to ODIHR.

# Official Data

The year-to-year increase in numbers is due to a modification in the data collection method.

| Year | Hate crimes recorded by police | Prosecuted    | Sentenced     |
|------|--------------------------------|---------------|---------------|
| 2016 | 3,598                          | not available | not available |

## Police data by bias motivation

2,846

Racist and xenophobic hate crime

430

Other hate crime based on religion or belief

185

Anti-Semitic hate crime

123

Anti-LGBTI hate crime

14

Disability hate crime

## Police data by type of crime

1,551

### Physical assault

1,311

### Damage to property

This category also includes cases of vandalism.

522

### Threats/ threatening behaviour

102

### Arson

78

### Theft/ robbery

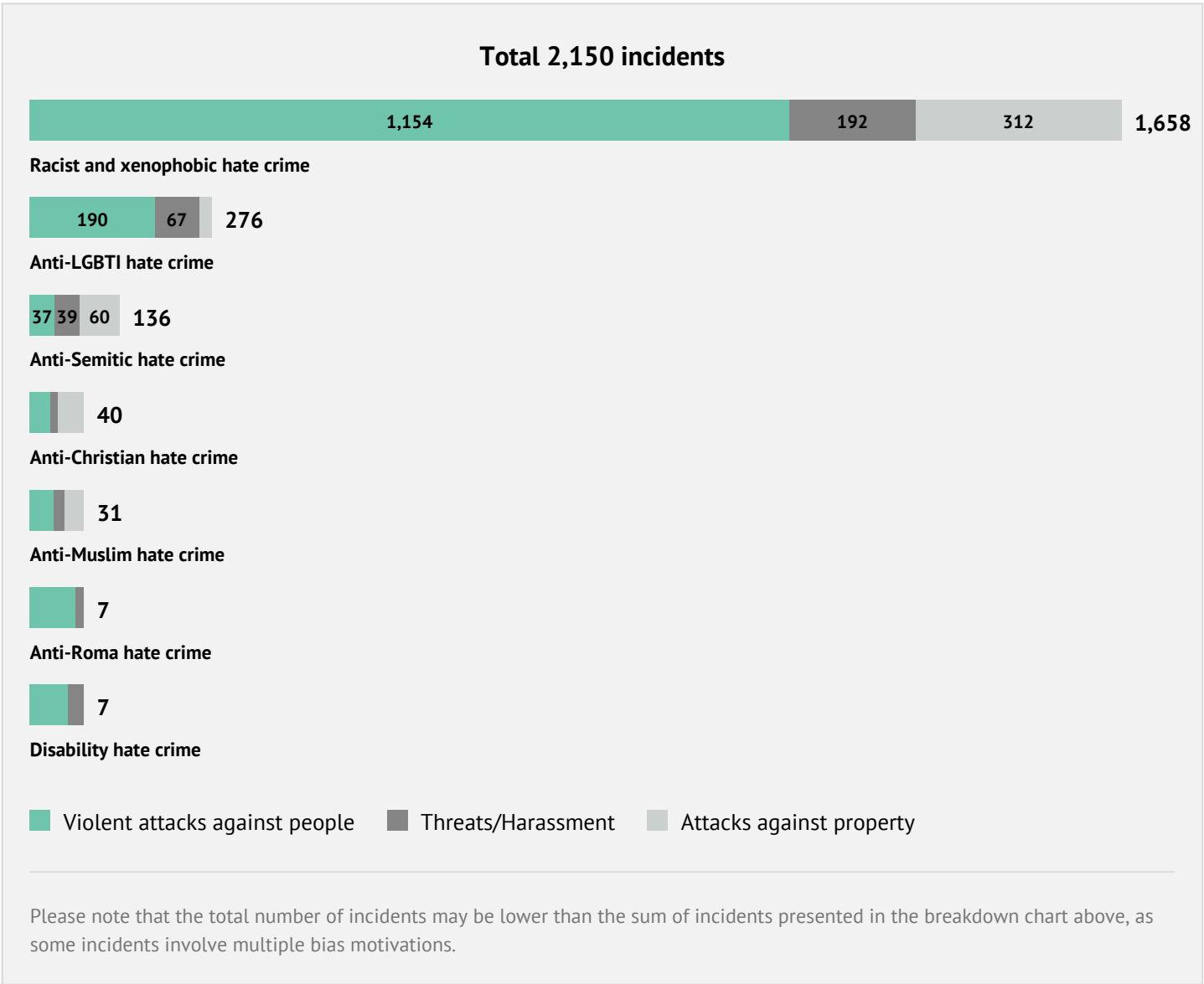
26

### Homicide

8

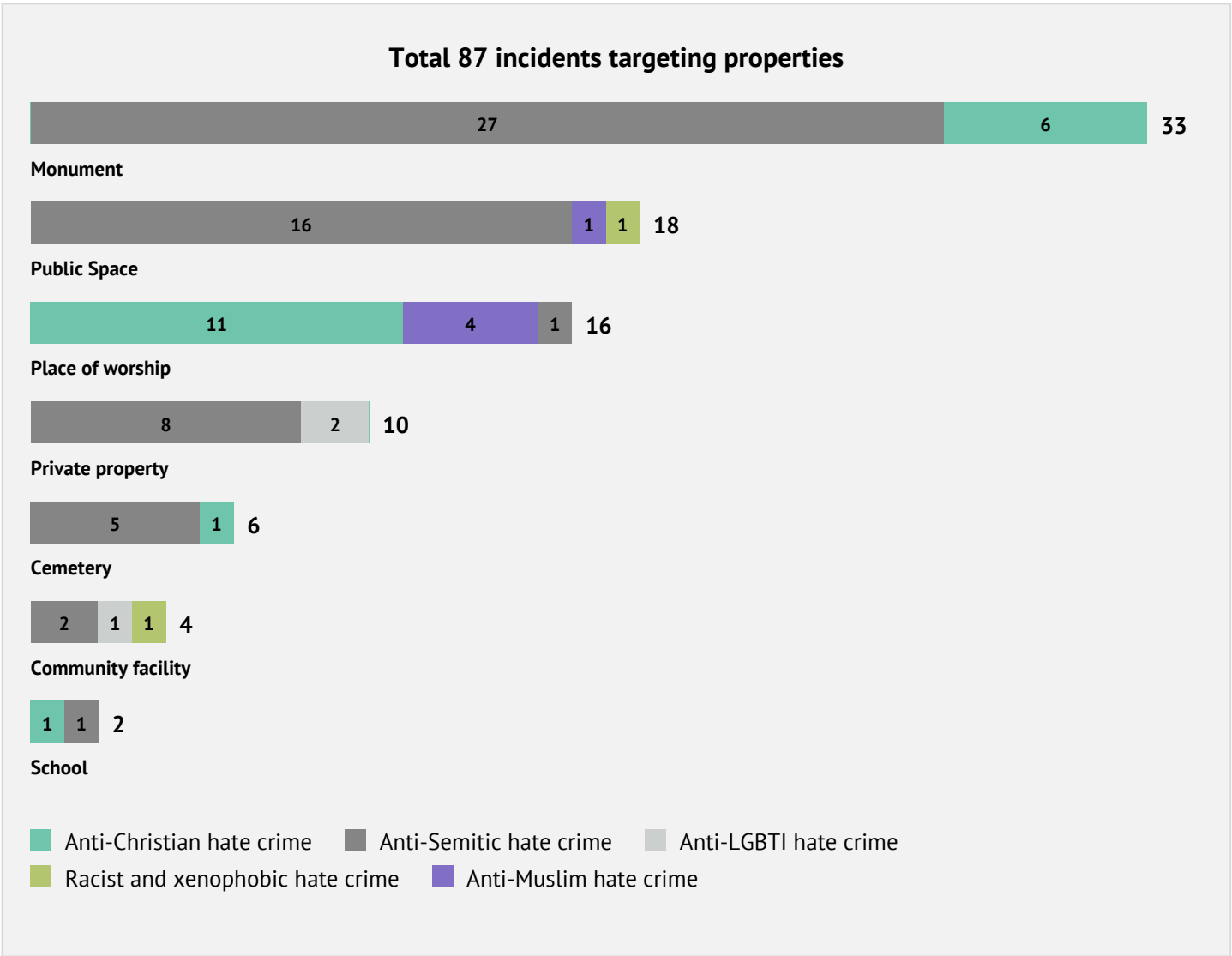
### Desecration of graves

# Incidents reported by civil society

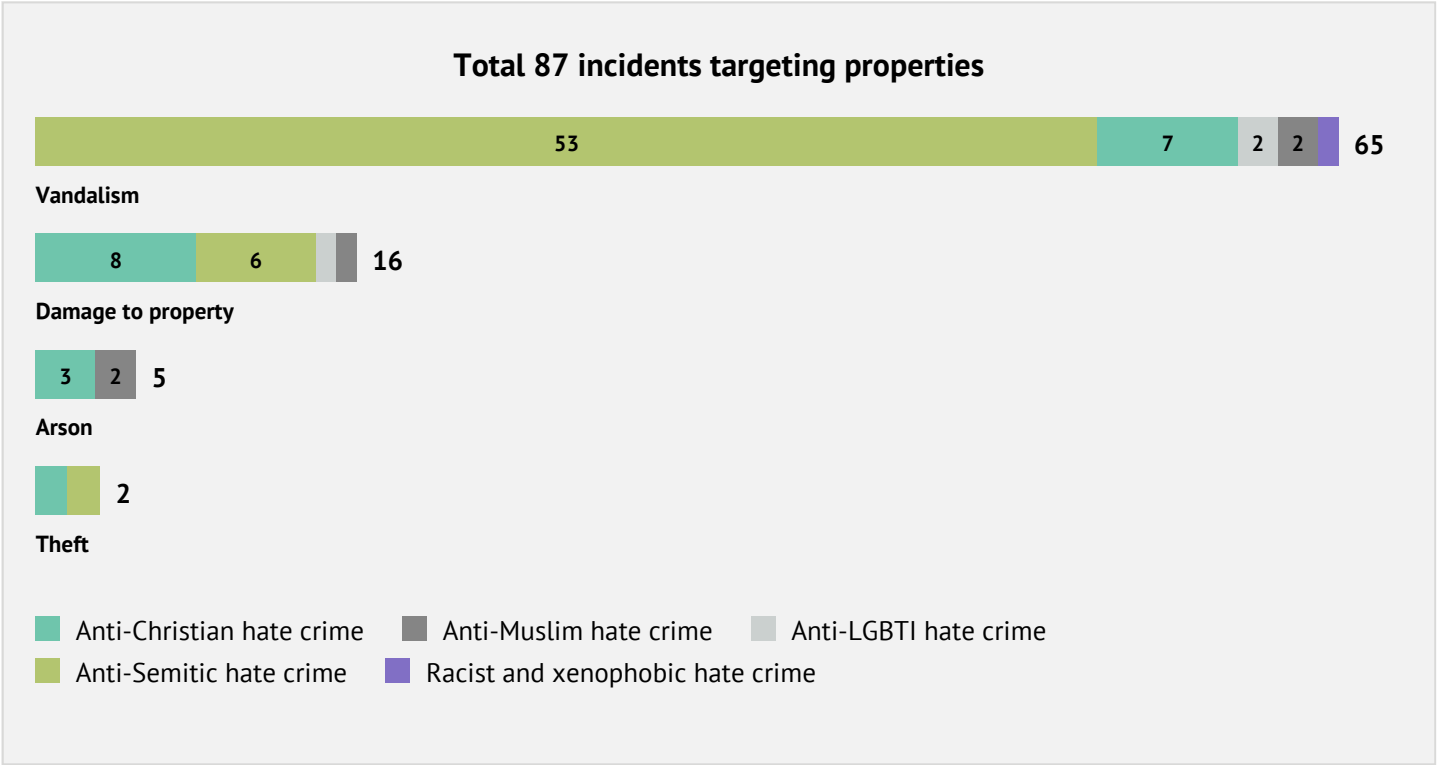


The VBRG and the Amadeu Antonio Foundation reported statistical data. To avoid duplication, only Amadeu Antonio Foundation data concerning regions that are not covered by the VBRG were included. This explains the discrepancy between the graphic above and the incidents included below.

# Targeted properties



# Type of property attack



[View civil society incidents for Germany, 2016](#)