

## France Hate Crime Report 2019

Information contained in this report was compiled as part of ODIHR's 2019 Hate Crime Report.

For more information, including on previous years' reporting, please visit: [hatecrime.osce.org/france](https://hatecrime.osce.org/france)

For more information about ODIHR's Hate Crime Report, visit: [hatecrime.osce.org/our-methodology](https://hatecrime.osce.org/our-methodology)

### Summary

France regularly reports hate crime data to ODIHR. Since 2012, DILCRAH has served as an inter-ministerial body and platform for co-operation to address hate crime, including through research and financial support to civil society organizations (CSOs). DILCRAH, along with a number of CSOs, is also involved in the training of judges and prosecutors, as well as police officers and gendarmes. The Central Office for Combating Crimes against Humanity and Hate Crimes (OCLCH) is an inter-agency body composed of police officers and gendarmes that is responsible for leading and coordinating the fight against crimes against humanity and hate crimes, assisting and supporting local units in this area, acting as the national contact point for both units and external entities, investigating, providing expertise and preparing threat assessments in its area of responsibility.

Hate crime data are regularly published by the National Institution for Human Rights. France conducts regular surveys on hate crime victimization to measure unreported hate crimes.

[Hate crime data collection in France](#)

[Support for hate crime victims in France](#)

[Hate crime capacity building in France](#)

[France's hate crime legislation](#)

### ODIHR's Key Observation

ODIHR observes that France has not reported to ODIHR the numbers of prosecuted hate crime cases.

## Official Data

The police figures reported to ODIHR included a further 3,409 cases of incitement to hatred or violence, and defamation or public insult. These offences for the most part fall outside of the OSCE's definition of hate crime and are therefore not listed here.

| Year | Hate crimes recorded by police | Prosecuted | Sentenced |
|------|--------------------------------|------------|-----------|
| 2019 | 2,640                          | 0          | 0         |

## Police data by bias motivation

The police provide data broken down by racism and xenophobia (which also includes anti-religious hate crime) and bias on grounds of sex/gender (also including hate crimes committed with bias based on sexual orientation and gender identity).

The anti-Christian, anti-Semitic and anti-Muslim hate crimes presented below have been disaggregated separately by the Ministry of the Interior. Furthermore, anti-Semitic and anti-Muslim hate crimes have been consulted with civil society organizations that monitor such crimes.

1,336

### Racist and xenophobic hate crime

The data provided for racism and xenophobia also relate to crimes committed based on an actual or perceived membership in a religion. Incidents listed separately as anti-Semitic, anti-Muslim and anti-Christian are therefore also included in this set of data.

1,221

### Gender-based hate crime

Police data in this section includes crimes motivated by bias based on sex and gender, as well as bias based on sexual orientation and gender identity. Data on acts of homicides or attempted homicides could not be provided for reasons of confidentiality. "Incitement to violence" may include acts that fall outside of the OSCE definition of hate crime.

1,052

### Anti-Christian hate crime

Incidents in this category have also been reported under the category "Racism and Xenophobia" and may therefore be listed here twice. "Physical assault" includes acts of homicides, terrorist attacks and other violent attacks. "Threats" may include acts that fall outside of the OSCE definition of hate crime. The categories of "Damage to property" and "Threats/Threatening behaviour" include also cases of desecration of graves and attacks against places of worship.

690

### Anti-Semitic hate crime

Incidents in this category have also been reported under the category "Racism and Xenophobia" and may therefore be listed here twice. "Physical assault" includes acts of homicides, terrorist attacks and other violent attacks. "Threats" may include acts that fall outside of the OSCE definition of hate crime. The categories of "Damage to property" and "Threats/Threatening behaviour" include also cases of desecration of graves and attacks against places of worship.

155

### Anti-Muslim hate crime

Incidents in this category have also been reported under the category "Racism and Xenophobia" and may therefore be listed here twice. "Physical assault" includes acts of homicides, terrorist attacks and other violent attacks. "Threats" may include acts that fall outside of the OSCE definition of hate crime. The categories of "Damage to property" and "Threats/Threatening behaviour" include also cases of desecration of graves and attacks against places of worship.

11

### Other hate crime based on religion or belief

The attacks against places of worship include nine attacks against places affiliated with Jehovah's Witnesses and two attacks affiliated with Buddhists.

## Police data by type of crime

The police provide data broken down by racism and xenophobia (which also includes anti-religious hate crime) and bias on grounds of sex/gender (also including hate crimes committed with bias based on sexual orientation and gender identity).

The anti-Christian, anti-Semitic and anti-Muslim hate crimes presented below have been disaggregated separately by the Ministry of the Interior. Furthermore, anti-Semitic and anti-Muslim hate crimes have been consulted with civil society organizations that monitor such crimes.

1,956

### Threats/ threatening behaviour

1,125

### Damage to property

959

### Physical assault

Data collected by police on physical violence also include sexual violence.

262

### Unspecified

This category relates to property crime and includes the aggregated categories "robbery", "theft", "burglary", "damage to property" and "arson".

127

### Incitement to violence

18

### Desecration of graves

11

### Attacks against places of worship

7

### Homicide

Data collected by police on homicides are preliminary data and also include homicide attempts.

# Incidents reported by civil society

Total 207 incidents



Please note that the total number of incidents may be lower than the sum of incidents presented in the breakdown chart above, as some incidents involve multiple bias motivations.

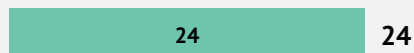
Kantor Center reported only statistical data. This explains the discrepancy between the graphic above and the incidents included below.

# Targeted properties


## Total 131 incidents targeting properties



### Place of worship



### Monument



### Cemetery



### Public Space



### Community facility



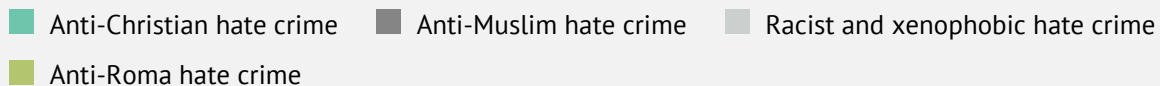
### Private property



### School

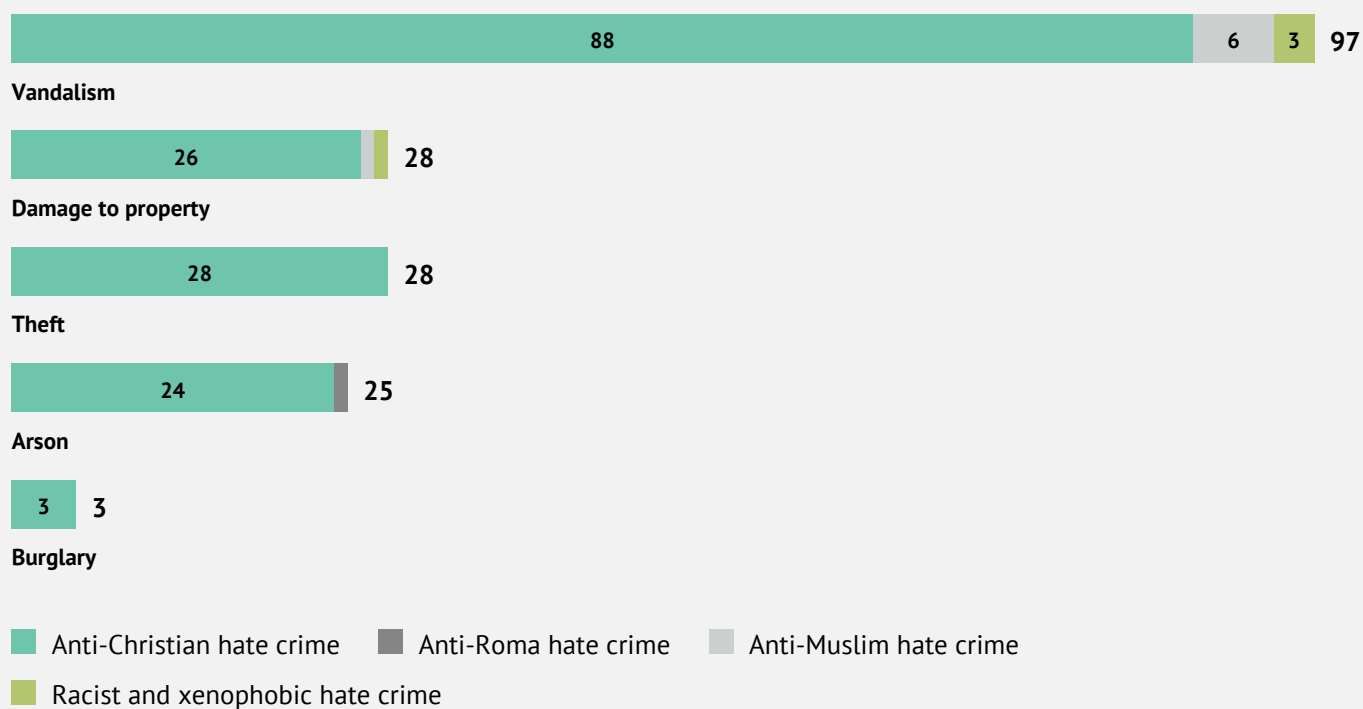


### Other



## Type of property attack

### Total 131 incidents targeting properties



[View civil society incidents for France, 2019](#)