

Canada Hate Crime Report 2018

Information contained in this report was compiled as part of ODIHR's 2018 Hate Crime Report.

For more information, including on previous years' reporting, please visit: hatecrime.osce.org/canada

For more information about ODIHR's Hate Crime Report, visit: hatecrime.osce.org/our-methodology

Summary

Canada regularly reports hate crime data to ODIHR and regularly publishes [hate crime statistics](#). Canada conducts regular [victimization surveys](#) to measure unreported hate crime.

[Hate crime data collection in Canada](#)

[Support for hate crime victims in Canada](#)

[Hate crime capacity building in Canada](#)

[Canada's hate crime legislation](#)

ODIHR's Key Observation

ODIHR observes that Canada has not reported to ODIHR the numbers of prosecuted hate crime cases and information on the sentencing of hate crime cases.

Official Data

In addition to the numbers presented here, the police recorded hate crime incidents motivated by age, other factors and unknown motivations.

Year	Hate crimes recorded by police	Prosecuted	Sentenced
2018	1,798	0	0

Police data by bias motivation

This data indicates the number of criminal incidents recorded by police in 2018.

742

Racist and xenophobic hate crime

This category captures hate crimes motivated by bias on the following grounds: Aboriginal, Arab/West Asian, Black, East and Southeast Asian, South Asian, White, Multiple Races/Ethnicities, Other race/ethnicity and unknown race/ethnicity and bias against language.

341

Anti-Semitic hate crime

170

Anti-LGBTI hate crime

This category includes 165 hate crimes committed with motivation based on bias against bisexual, heterosexual, gay and lesbian, other and unknown sexual orientation; and five hate crimes committed on grounds of "other sex" (for example transgender or agender).

165

Anti-Muslim hate crime

116

Other hate crime based on religion or belief

This category captures hate crimes motivated by bias against Catholics, members of other religions (e.g., Baptist, Greek Orthodox, Buddhist) and unknown religions.

34

Gender-based hate crime

Includes hate crimes motivated by bias against male, female and unknown sex.

Police data by type of crime

This data indicates the number of criminal incidents recorded by police in 2018.

724

Damage to property

This category includes vandalism.

332

Threats/ threatening behaviour

305

Physical assault

66

Unspecified

This category includes other violations causing death, attempting the commission of a capital crime, sexual violations, violations resulting in the deprivation of freedom, other violations resulting in the threat of violence, possession / trafficking of stolen goods, fraud, other criminal code violations, other federal statutes, Controlled Drugs and Substances Act offenses, and traffic violations.

62

Incitement to violence

48

Theft/ robbery

23

Disturbance of the peace

8

Arson

National Developments

At the **Ministry of Public Safety Canada**, the Communities at Risk Security Infrastructure Program (SIP) supports projects to help communities with a demonstrated history of hate crime victimization to enhance their security infrastructure.

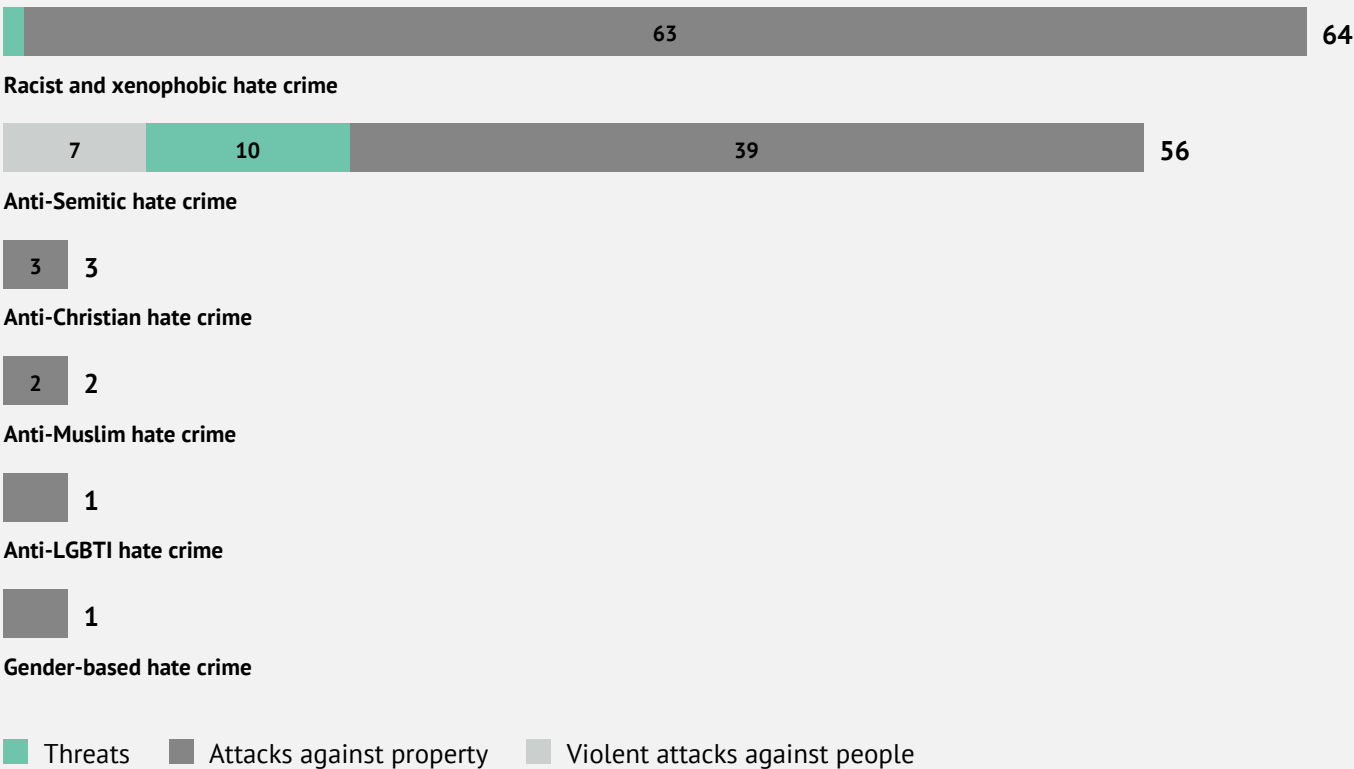
The **Canada Centre for Community Engagement and Prevention of Violence** within the Ministry of Public Safety Canada administers the Ministry's Community Resilience Fund, which has been used to support research into hate speech, hate incidents and radicalization, and to develop effective prevention methods.

As part of Canada's Strategy to Address Gender-Based Violence, federal government has funded preventative bullying and cyberbullying initiatives aimed at preventing anti-LGBTI hate crimes.

The **Royal Canadian Mounted Police (RCMP)** has been implementing federally funded cultural competency training for law enforcement officers that they can apply when managing hate crime cases.

Incidents reported by civil society

Total 112 incidents



Please note that the total number of incidents may be lower than the sum of incidents presented in the breakdown chart above, as some incidents involve multiple bias motivations.

Targeted properties

Total 97 incidents targeting properties



Public Space



Private property



School



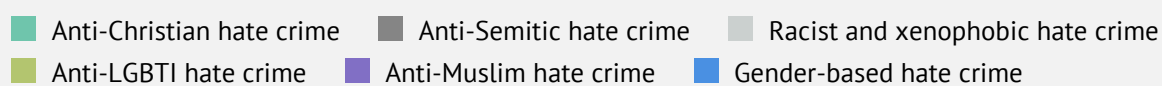
Place of worship



Other




Community facility




Type of property attack

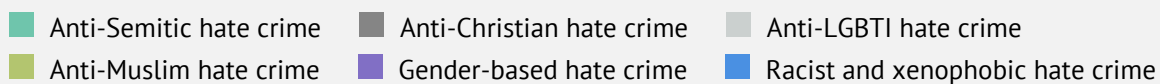
Total 97 incidents targeting properties



Vandalism



Damage to property



[View civil society incidents for Canada, 2018](#)