

## Canada Hate Crime Report 2016

Information contained in this report was compiled as part of ODIHR's 2016 Hate Crime Report.

For more information, including on previous years' reporting, please visit: [hatecrime.osce.org/canada](http://hatecrime.osce.org/canada)

For more information about ODIHR's Hate Crime Report, visit: [hatecrime.osce.org/our-methodology](http://hatecrime.osce.org/our-methodology)

### Summary

Canada regularly reports hate crime data to ODIHR and regularly publishes [hate crime statistics](#). Canada conducts regular [victimization surveys](#) to measure unreported hate crime.

[Hate crime data collection in Canada](#)

[Support for hate crime victims in Canada](#)

[Hate crime capacity building in Canada](#)

[Canada's hate crime legislation](#)

### ODIHR's Key Observation

ODIHR observes that Canada has not reported to ODIHR the numbers of prosecuted hate crime cases and information on sentenced hate crime cases.

## Official Data

This number includes crimes of "public incitement to hatred" and "advocating genocide", which are excluded from the breakdown below as they are outside the OSCE's definition of hate crime. The number here lists recorded offences – i.e. violations of law. One incident can have several such violations recorded. The breakdown below presents only the most severe violation per incident. That is why the numbers in the breakdown by bias motivation and type of crime do not add up to the total presented here.

Year	Hate crimes recorded by police	Prosecuted	Sentenced
2016	1,409	not available	not available

## Police data by bias motivation

This data indicates the number of criminal incidents recorded by police in 2016. Hate crime incidents motivated by age, other factors, and unknown motivations were also recorded but are not presented here.

644

### Racist and xenophobic hate crime

This category captures hate crimes motivated by bias on the following grounds: Aboriginal, Arab / West Asian, Black, East and Southeast Asian, South Asian, White, Multiple Races / Ethnicities, Other Race / Ethnicity and Unknown Race / Ethnicity and bias against language.

218

### Anti-Semitic hate crime

178

### Anti-LGBTI hate crime

This category includes 171 crimes committed with homophobic motivation and seven transphobic hate crimes.

133

### Anti-Muslim hate crime

99

### Other hate crime based on religion or belief

This category captures hate crime motivated by bias against Catholics, members of other religion and unknown religion.

17

### Gender-based hate crime

11

### Disability hate crime

## Police data by type of crime

This data indicates the number of criminal incidents recorded by police in 2016. Hate crime incidents motivated by age, other factors, and unknown motivations were also recorded but are not presented here.

589

### Damage to property

This category also includes "vandalism".

279

### Threats/ threatening behaviour

This category includes the crimes of "uttering threats" and "criminal harassment."

269

### Physical assault

This category includes "common assaults ", "assaults with a weapon" and "aggravated assaults."

57

### Unspecified

This category was recorded as "other violent offences" and includes other crimes against persons involving violence or threat of violence such as homicide, attempted murder, robbery, harassing telephone calls or other assaults.

56

### Incitement to violence

This category includes the crimes of "mischief in relation to religious property" and "mischief."

30

### Theft/ robbery

This category includes the crimes of "uttering threats" and "criminal harassment."

15

### Disturbance of the peace

This category was recorded as "other non-violent offences" and includes crimes against property such as "breaking and entering" or "disturbing the peace."

4

### Arson

1

### Homicide

This category includes "common assaults ", "assaults with a weapon" and "aggravated assaults."

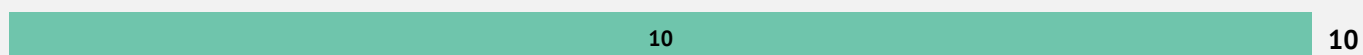
# Incidents reported by civil society



B'nai Brith Canada reported descriptions of incidents as well as statistical data. This explains the discrepancy between the graphic above and the incidents included below.

# Targeted properties

## Total 28 incidents targeting properties



Place of worship




Private property



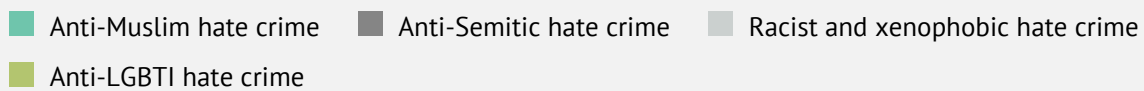
School



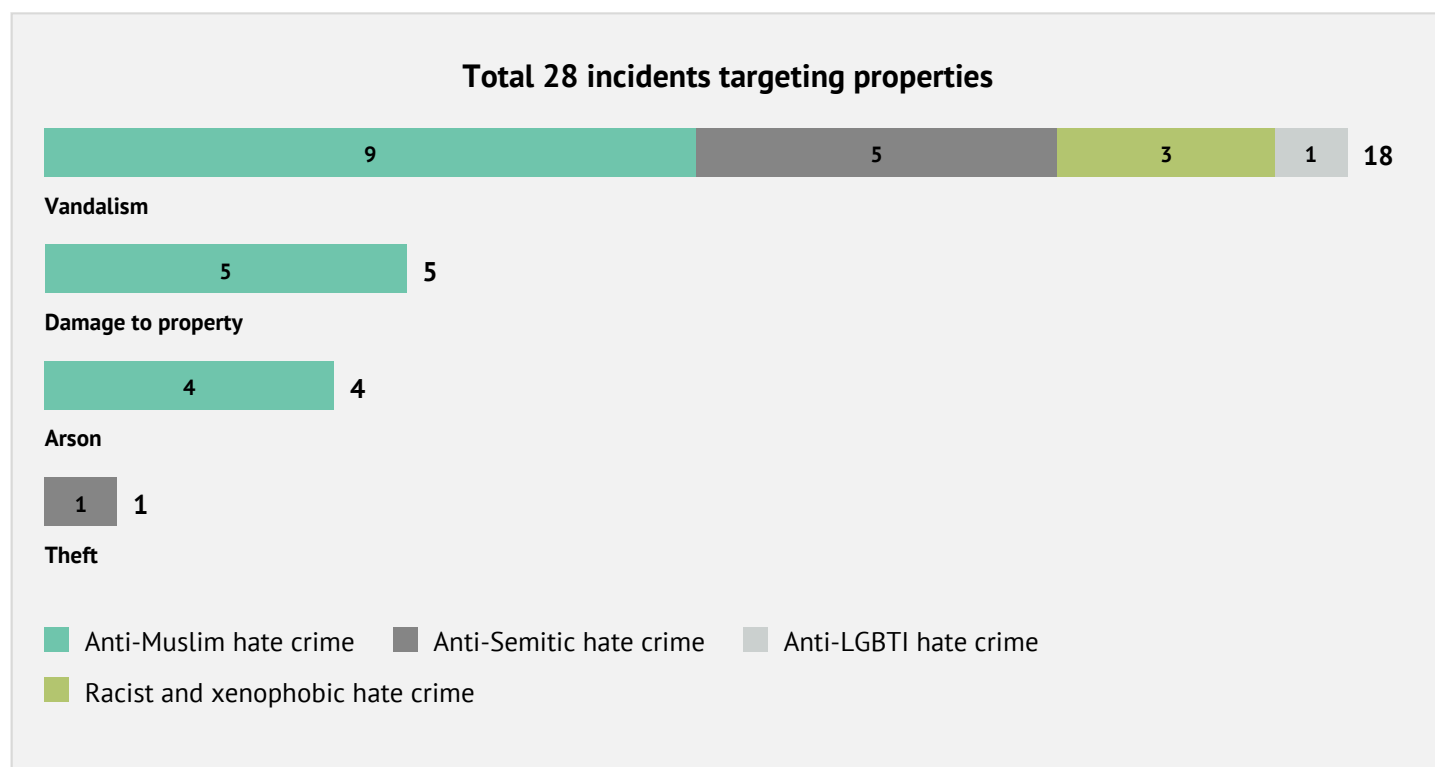
Public Space



Community facility



## Type of property attack



[View civil society incidents for Canada, 2016](#)