

## Bulgaria Hate Crime Report 2017

Information contained in this report was compiled as part of ODIHR's 2017 Hate Crime Report.

For more information, including on previous years' reporting, please visit: [hatecrime.osce.org/bulgaria](https://hatecrime.osce.org/bulgaria)

For more information about ODIHR's Hate Crime Report, visit: [hatecrime.osce.org/our-methodology](https://hatecrime.osce.org/our-methodology)

### Summary

Bulgaria regularly reports hate crime data to ODIHR. Bulgaria implemented ODIHR's Training Against Hate Crime for Law Enforcement (TAHCLE) programme from 2012 until 2017. Bulgaria also took part in ODIHR's project on "Building a Comprehensive Criminal Justice Response to Hate Crime", helping to develop a joint training programme for police and prosecutors that was piloted in the country. Bulgaria has also made efforts to improve hate crime identification, recording and data collection systems through ODIHR's Information Against Hate Crimes Toolkit (INFAHCT) programme. ODIHR completed a [review](#) of Bulgaria's hate crime legislation in 2018.

[Hate crime data collection in Bulgaria](#)

[Support for hate crime victims in Bulgaria](#)

[Hate crime capacity building in Bulgaria](#)

[Bulgaria's hate crime legislation](#)

### ODIHR's Key Observation

ODIHR observes that the law enforcement agencies of Bulgaria have not recorded the bias motivations of hate crimes.

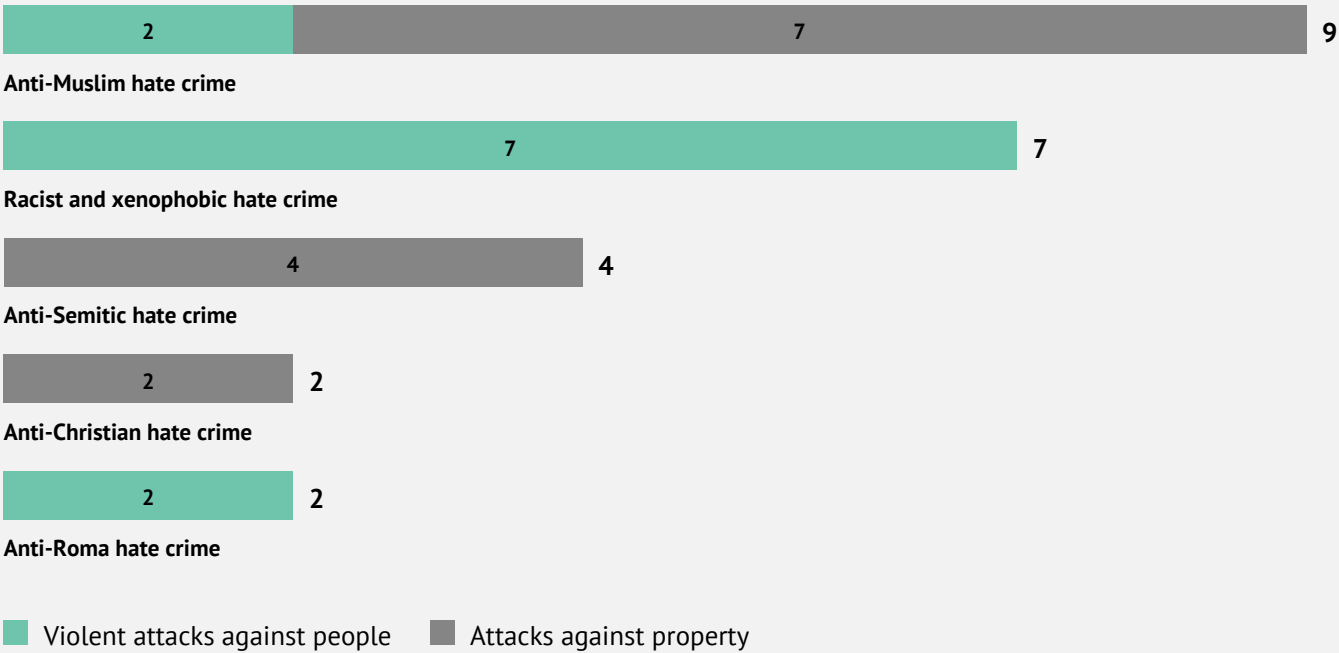
## Official Data

The numbers recorded by the police refer to cases registered under substantive offence and specific penalty enhancement provisions in the Bulgarian Criminal Code. The statistic provided by the Office of the Prosecutor indicates the number of pre-trial proceedings brought to court under provisions, some of which fall outside the OSCE's definition of hate crime. All official numbers include hate crime committed out of "hooligan motives," which may fall outside of the OSCE's definition.

Year	Hate crimes recorded by police	Prosecuted	Sentenced
2017	22	9	9

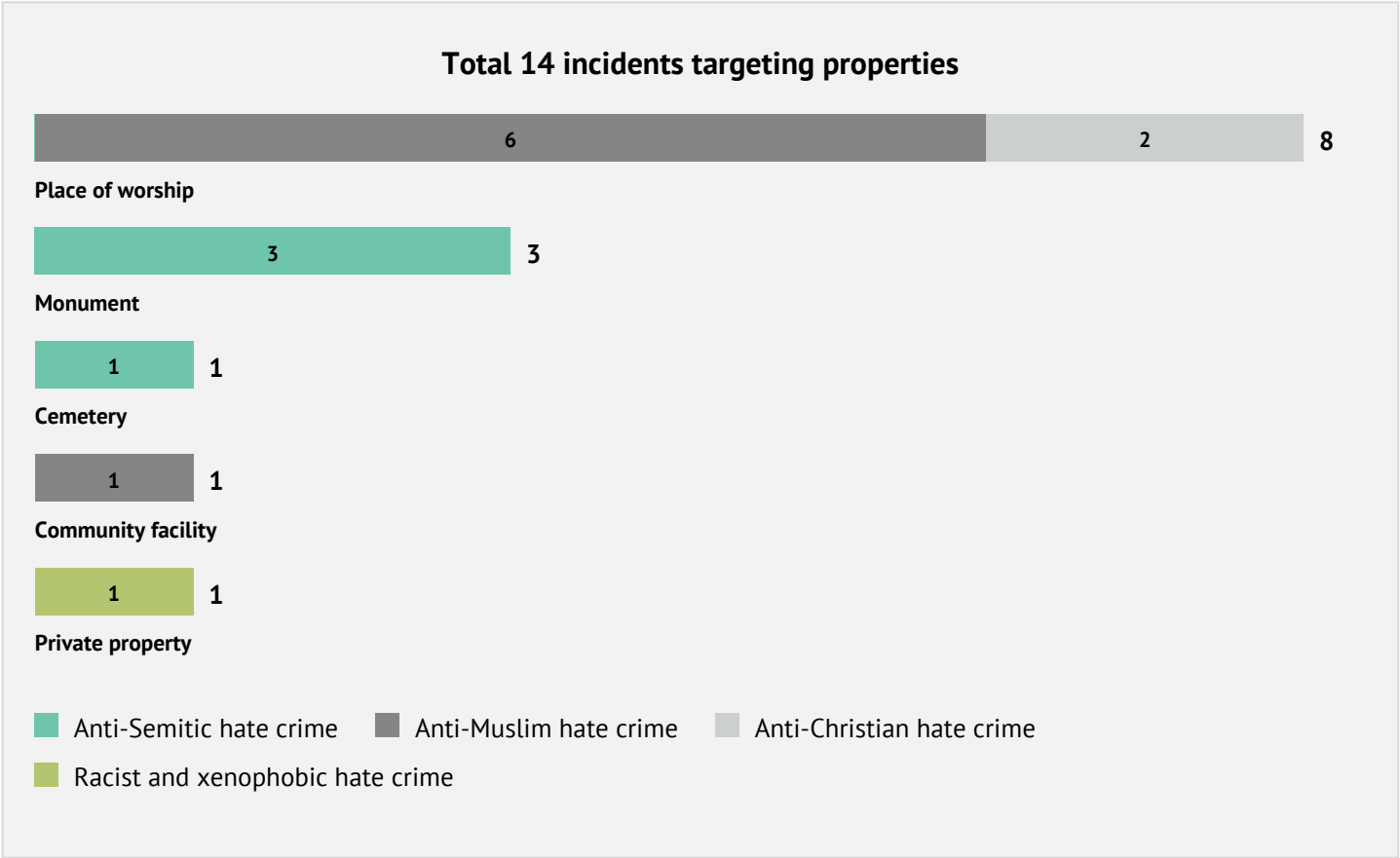
# Incidents reported by civil society

Total 22 incidents

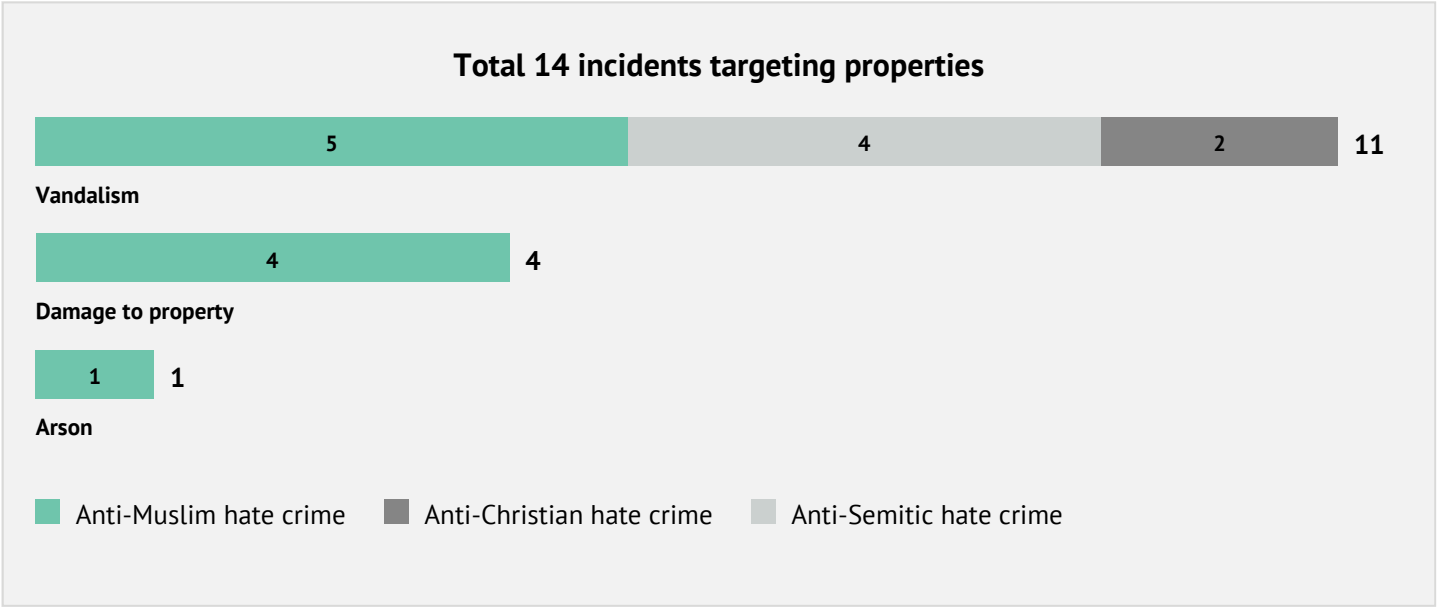


Please note that the total number of incidents may be lower than the sum of incidents presented in the breakdown chart above, as some incidents involve multiple bias motivations.

# Targeted properties



# Type of property attack



[View civil society incidents for Bulgaria, 2017](#)