

## Bosnia and Herzegovina Hate Crime Report 2016

Information contained in this report was compiled as part of ODIHR's 2016 Hate Crime Report.

For more information, including on previous years' reporting, please visit: [hatecrime.osce.org/bosnia-and-herzegovina](https://hatecrime.osce.org/bosnia-and-herzegovina)

For more information about ODIHR's Hate Crime Report, visit: [hatecrime.osce.org/our-methodology](https://hatecrime.osce.org/our-methodology)

### Summary

Bosnia and Herzegovina has reported hate crime data to ODIHR via the Ministry of Interior. There is no institutional system for recording and collecting hate crime data in the country. In co-operation with ODIHR and the OSCE Mission to Bosnia and Herzegovina, the authorities of Republika Srpska have worked to improve hate crime recording and data collection through ODIHR's Information Against Hate Crimes Toolkit (INFAHCT) programme, including through a diagnostic workshop held in April 2022. Bosnia and Herzegovina has also co-operated with ODIHR and the OSCE Mission to train law enforcement officers and criminal justice professionals on hate crimes.

Bosnia and Herzegovina has launched a Gender Action Plan, 2023-2027. Hate crime prevention activities were included as part of the strategic implementation of the Action Plan.

[Hate crime data collection in Bosnia and Herzegovina](#)

[Support for hate crime victims in Bosnia and Herzegovina](#)

[Hate crime capacity building in Bosnia and Herzegovina](#)

[Bosnia and Herzegovina's hate crime legislation](#)

### ODIHR's Key Observation

ODIHR observes that Bosnia and Herzegovina has not reported hate crime data disaggregated by bias motivation to ODIHR.

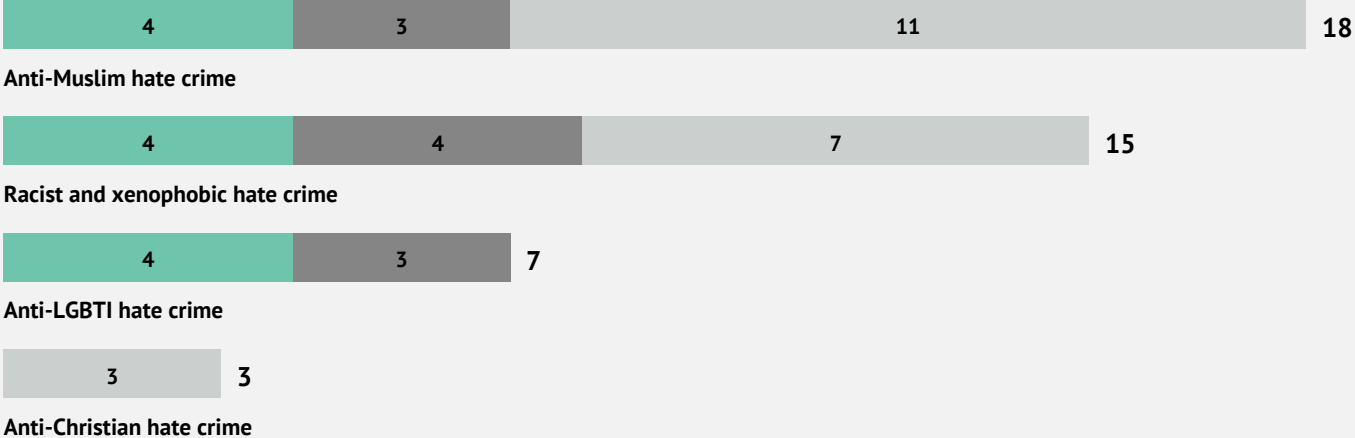
## Official Data

Year	Hate crimes recorded by police	Prosecuted	Sentenced
2016	not available	not available	not available

*No data reported to ODIHR.*

# Incidents reported by civil society

Total 42 incidents



■ Violent attacks against people  
 ■ Threats  
 ■ Attacks against property


Please note that the total number of incidents may be lower than the sum of incidents presented in the breakdown chart above, as some incidents involve multiple bias motivations.

# Targeted properties


## Total 22 incidents targeting properties




### Place of worship



### Private property



### Community facility



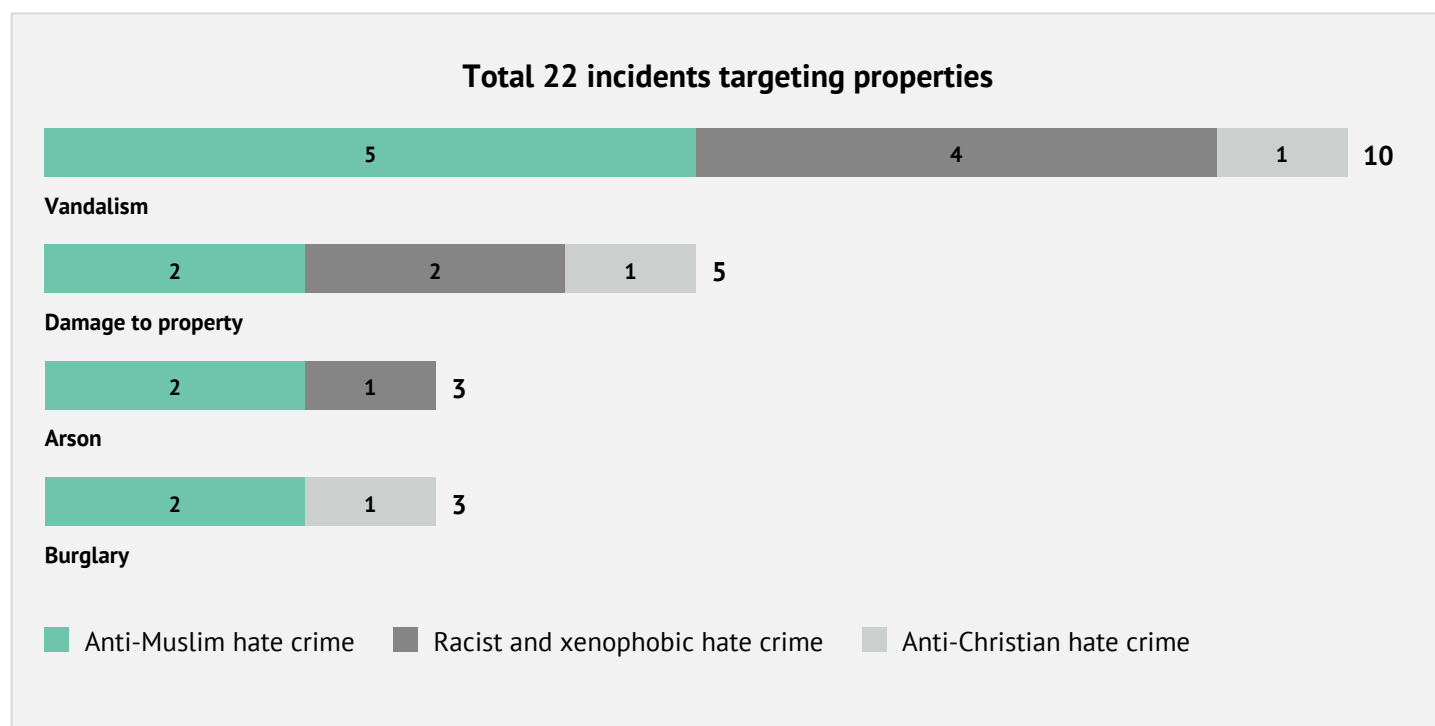
### Public Space



### Cemetery

■ Anti-Christian hate crime   ■ Racist and xenophobic hate crime   ■ Anti-Muslim hate crime

## Type of property attack



[View civil society incidents for Bosnia and Herzegovina, 2016](#)