

Belgium Hate Crime Report 2021

Information contained in this report was compiled as part of ODIHR's 2021 Hate Crime Report.

For more information, including on previous years' reporting, please visit: hatecrime.osce.org/belgium

For more information about ODIHR's Hate Crime Report, visit: hatecrime.osce.org/our-methodology

Summary

Belgium regularly reports hate crime data to ODIHR. Recent initiatives to improve hate crime identification, recording and data collection have been implemented through ODIHR's Information Against Hate Crimes Toolkit (INFAHCT) programme. In particular, Belgium has implemented the programme's recommendations on the operational practice of police, prosecutors, and equality bodies.

Crime victimization surveys and research are frequently conducted in Belgium. "Safe.brussels", the Brussels public service responsible for crime prevention and security within the Brussels-Capital Region, conducts surveys on the perception of security and crime victimization among the general public every two years.

[Hate crime data collection in Belgium](#)

[Support for hate crime victims in Belgium](#)

[Hate crime capacity building in Belgium](#)

[Belgium's hate crime legislation](#)

ODIHR's Key Observation

ODIHR recognizes Belgium's efforts to improve its hate crime recording mechanism. Based on the available information, ODIHR observes that Belgium's hate crime recording and statistics do not sufficiently distinguish hate crimes from other crimes. In addition, ODIHR observes that Belgium would benefit from reviewing the existing legal framework in order to ensure that bias motivations can be effectively acknowledged and appropriate penalties can be imposed on the perpetrators.

Official Data

In addition to hate crimes, the numbers reported here also include other types of "discrimination" incidents, which can fall outside of the OSCE's definition of hate crime. Some cases may have been registered several times by the police, such as when there was more than one victim, whereas the prosecution register such cases only once.

Year	Hate crimes recorded by police	Prosecuted	Sentenced
2021	1,591	1,357	not available

Police data by bias motivation

The numbers below represent all incidents recorded by the police and sent to the criminal prosecutor's office.

1,055

Racist and xenophobic hate crime

191

Anti-LGBTI hate crime

This number refers only to bias on the grounds of sexual orientation. Crimes motivated by bias against gender identity are not monitored.

156

Gender-based hate crime

114

Unspecified

This category refers to all other discriminatory cases not listed elsewhere.

48

Other hate crime based on religion or belief

24

Disability hate crime

Police data by type of crime

The numbers below represent all incidents recorded by the police and sent to the criminal prosecutor's office.

1,588

Unspecified

National Developments

This category refers to all other discriminatory cases not listed elsewhere.

Incidents reported by civil society


Total 21 incidents



Anti-Christian hate crime



Anti-Muslim hate crime




Racist and xenophobic hate crime

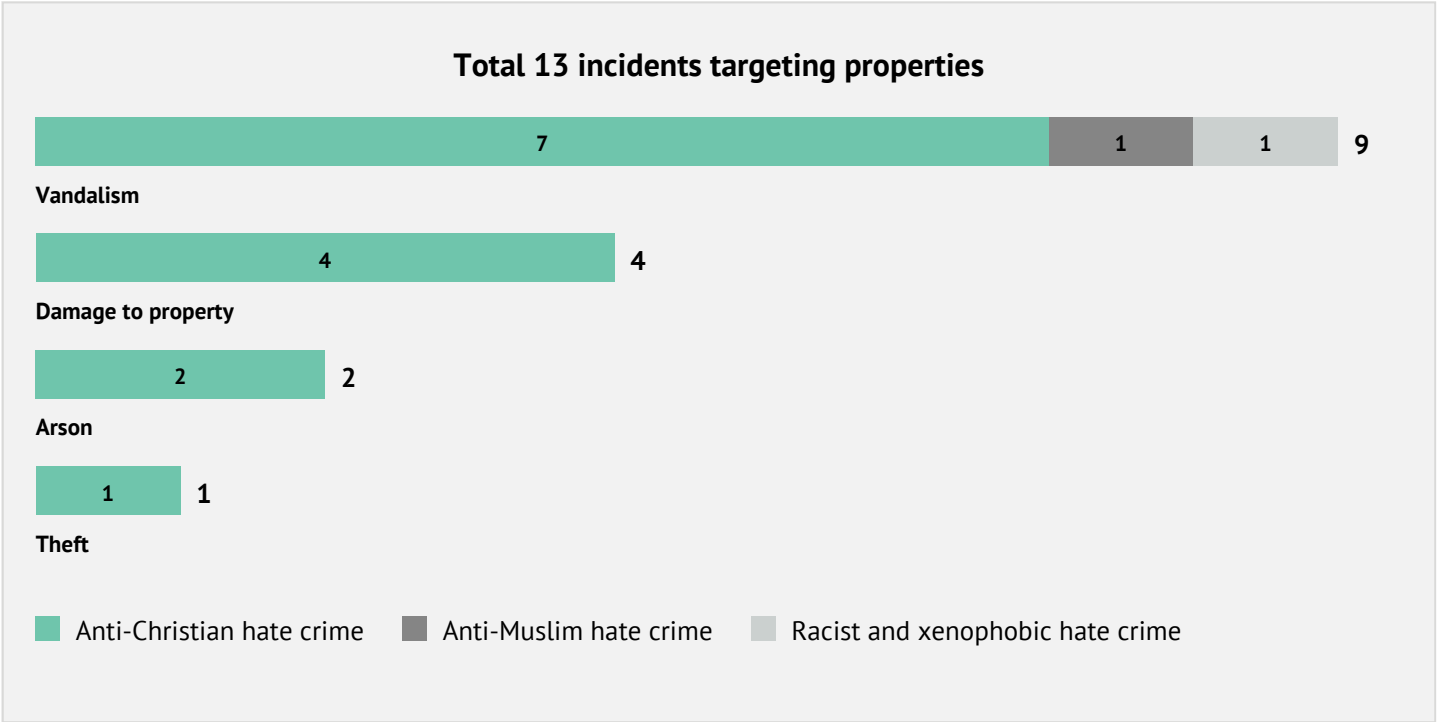
Violent attacks against people Threats/Harassment Attacks against property

Please note that the total number of incidents may be lower than the sum of incidents presented in the breakdown chart above, as some incidents involve multiple bias motivations.

Targeted properties



Type of property attack



[View civil society incidents for Belgium, 2021](#)