

## Belgium Hate Crime Report 2019

Information contained in this report was compiled as part of ODIHR's 2019 Hate Crime Report.

For more information, including on previous years' reporting, please visit: [hatecrime.osce.org/belgium](https://hatecrime.osce.org/belgium)

For more information about ODIHR's Hate Crime Report, visit: [hatecrime.osce.org/our-methodology](https://hatecrime.osce.org/our-methodology)

### Summary

Belgium regularly reports hate crime data to ODIHR. Recent initiatives to improve hate crime identification, recording and data collection have been implemented through ODIHR's Information Against Hate Crimes Toolkit (INFAHCT) programme. In particular, Belgium has implemented the programme's recommendations on the operational practice of police, prosecutors, and equality bodies.

Crime victimization surveys and research are frequently conducted in Belgium. "Safe.brussels", the Brussels public service responsible for crime prevention and security within the Brussels-Capital Region, conducts surveys on the perception of security and crime victimization among the general public every two years.

[Hate crime data collection in Belgium](#)

[Support for hate crime victims in Belgium](#)

[Hate crime capacity building in Belgium](#)

[Belgium's hate crime legislation](#)

### ODIHR's Key Observation

ODIHR observes that Belgium has not reported on cases of hate crimes separately from cases of hate speech or discrimination.

## Official Data

In addition to hate crimes, the numbers reported here also include other types of "discrimination" incidents, which can fall outside of the OSCE's definition of a hate crime. Some cases may have been registered several times by the police, such as when there was more than one victim, whereas the prosecution would register such cases only once.

Year	Hate crimes recorded by police	Prosecuted	Sentenced
2019	1,568	1,371	103

## Police data by bias motivation

The numbers below represent all incidents recorded by the police and sent to the criminal prosecutor's office.

1,143

### Racist and xenophobic hate crime

182

### Unspecified

This category refers to all other discriminatory cases not listed elsewhere.

163

### Anti-LGBTI hate crime

This number refers only to bias on the grounds of sexual orientation. Crimes motivated by bias against gender identity are not monitored.

68

### Gender-based hate crime

12

### Disability hate crime

## Police data by type of crime

The numbers below represent all incidents recorded by the police and sent to the criminal prosecutor's office.

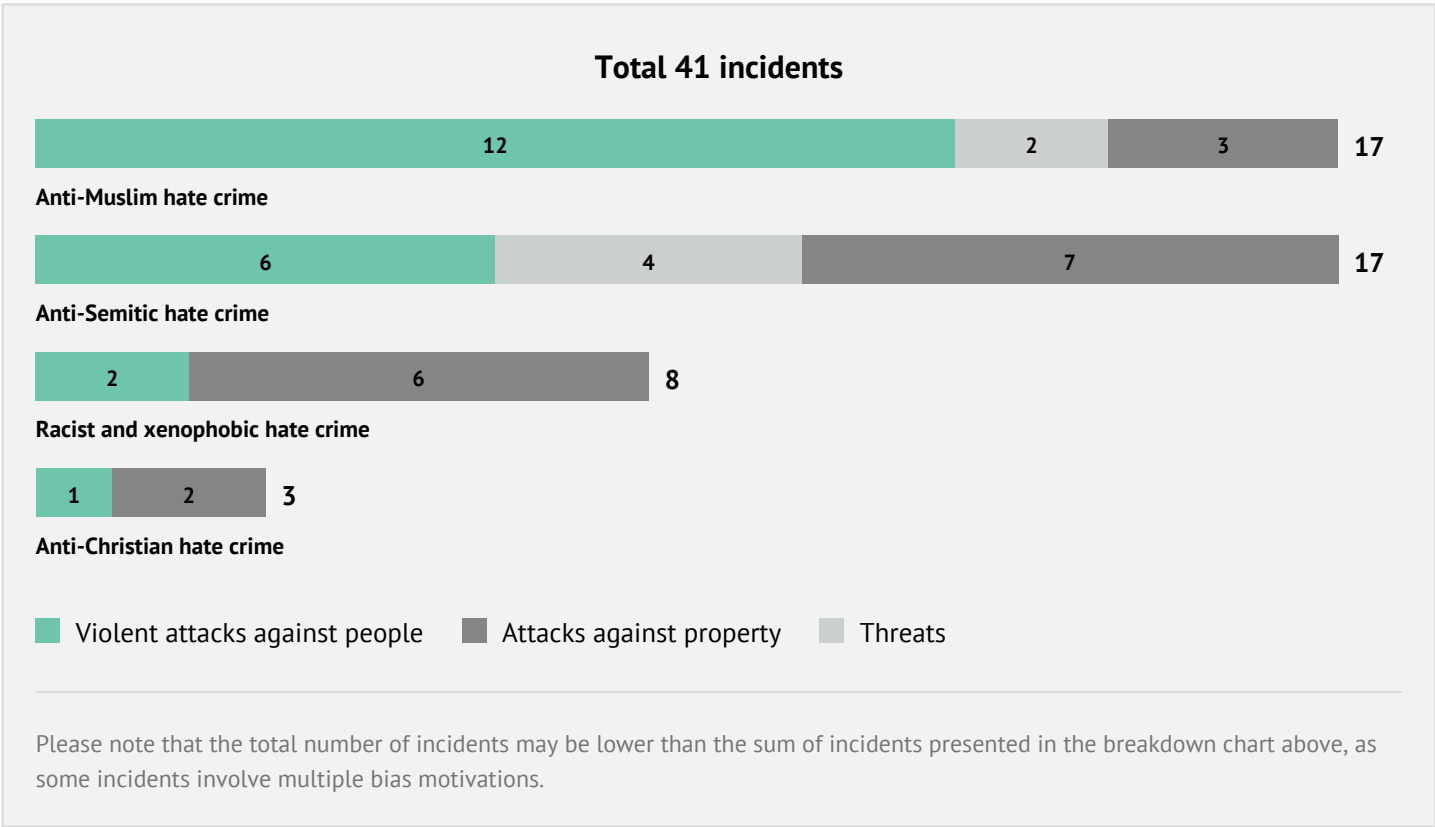
1,568

n/a

# National Developments

This category refers to all other discriminatory cases not listed elsewhere.

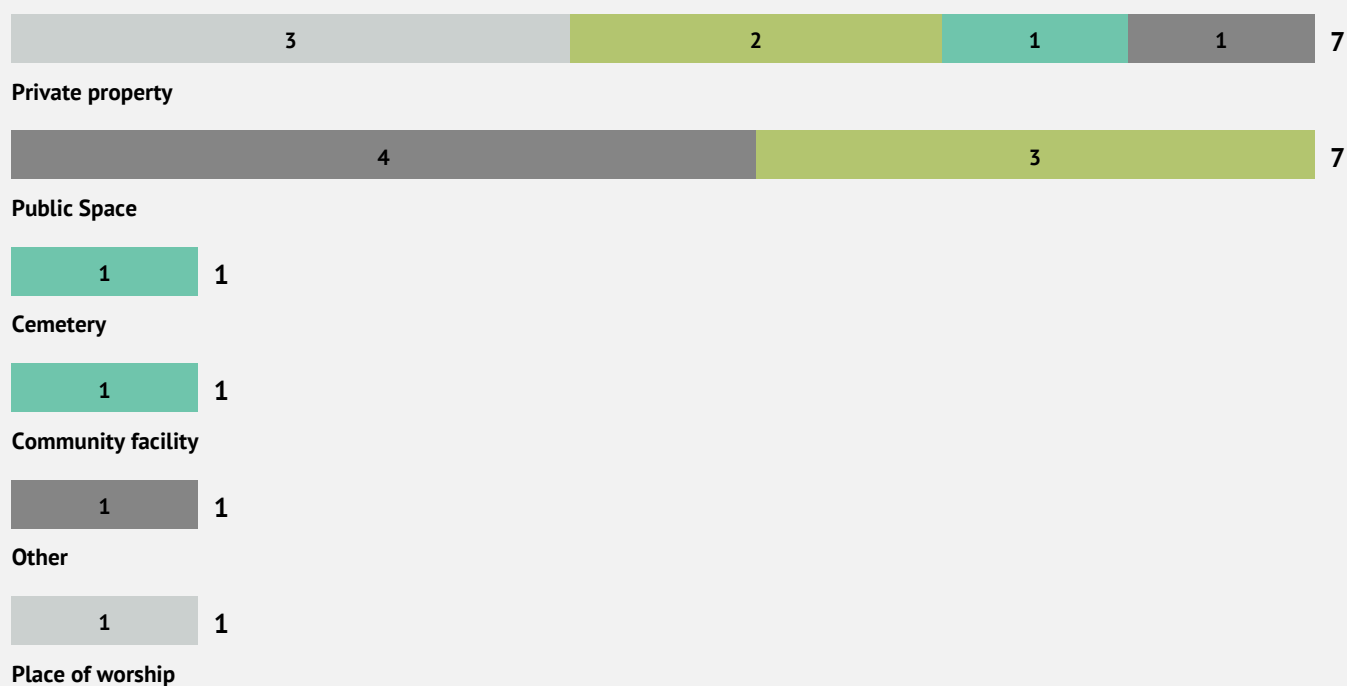
# Incidents reported by civil society



Antisemitisme.be reported descriptive incidents as well as statistical data. Kantor Center reported only statistical data. This explains the discrepancy between the graphic above and the incidents included below.

# Targeted properties

## Total 15 incidents targeting properties




■ Anti-Christian hate crime   
 ■ Racist and xenophobic hate crime   
 ■ Anti-Muslim hate crime  
■ Anti-Semitic hate crime

## Type of property attack


### Total 15 incidents targeting properties



#### Vandalism



#### Arson



#### Damage to property



#### Theft

■ Anti-Christian hate crime   ■ Anti-Semitic hate crime   ■ Anti-Muslim hate crime

■ Racist and xenophobic hate crime

[View civil society incidents for Belgium, 2019](#)