

Belgium Hate Crime Report 2018

Information contained in this report was compiled as part of ODIHR's 2018 Hate Crime Report.

For more information, including on previous years' reporting, please visit: hatecrime.osce.org/belgium

For more information about ODIHR's Hate Crime Report, visit: hatecrime.osce.org/our-methodology

Summary

Belgium regularly reports hate crime data to ODIHR. Recent initiatives to improve hate crime identification, recording and data collection have been implemented through ODIHR's Information Against Hate Crimes Toolkit (INFAHCT) programme. In particular, Belgium has implemented the programme's recommendations on the operational practice of police, prosecutors, and equality bodies.

Crime victimization surveys and research are frequently conducted in Belgium. "Safe.brussels", the Brussels public service responsible for crime prevention and security within the Brussels-Capital Region, conducts surveys on the perception of security and crime victimization among the general public every two years.

[Hate crime data collection in Belgium](#)

[Support for hate crime victims in Belgium](#)

[Hate crime capacity building in Belgium](#)

[Belgium's hate crime legislation](#)

ODIHR's Key Observation

ODIHR observes that Belgium has not reported on cases of hate crimes separately from cases of hate speech or discrimination.

Official Data

In addition to hate crimes, the numbers reported here also include other types of "discrimination" incidents, which can fall outside of the OSCE's definition of a hate crime. Incidents where the suspect is a minor are not included in the statistics.

Year	Hate crimes recorded by police	Prosecuted	Sentenced
2018	1,446	1,006	72

Police data by bias motivation

The numbers below represent all incidents recorded by the police and sent to the criminal prosecutor's office.

1,045

Racist and xenophobic hate crime

171

Anti-LGBTI hate crime

This number refers only to bias on the grounds of sexual orientation, since crimes motivated by bias on the basis of gender identity are not monitored.

158

Unspecified

This category refers to all other discriminatory cases not listed elsewhere.

55


Gender-based hate crime

17

Disability hate crime

Police data by type of crime

The numbers below represent all incidents recorded by the police and sent to the criminal prosecutor's office.



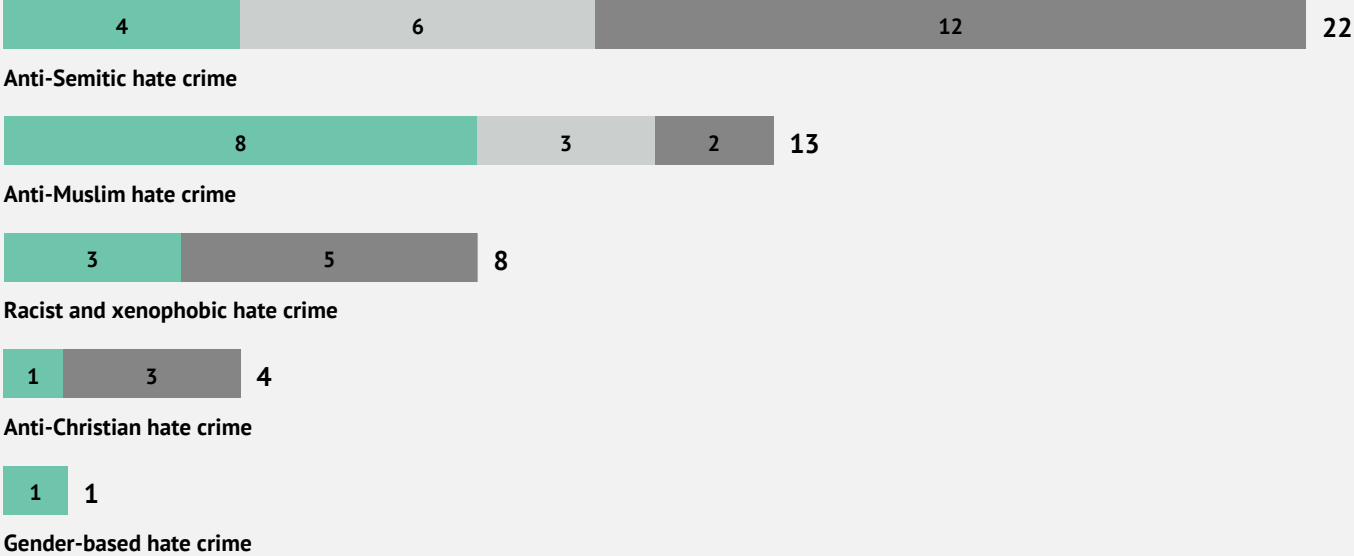
n/a

National Developments

This category refers to all other discriminatory cases not listed elsewhere.

Incidents reported by civil society

Total 43 incidents



■ Violent attacks against people
 ■ Attacks against property
 ■ Threats/Harassment

Please note that the total number of incidents may be lower than the sum of incidents presented in the breakdown chart above, as some incidents involve multiple bias motivations.

Targeted properties


Total 21 incidents targeting properties



Place of worship



Public Space




Private property




Other



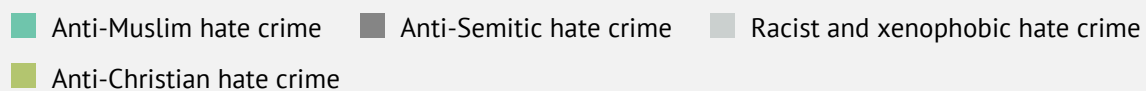
Community facility



Monument



School



Type of property attack

Total 21 incidents targeting properties



Vandalism



Damage to property



Burglary

- Anti-Christian hate crime
- Anti-Muslim hate crime
- Anti-Semitic hate crime
- Racist and xenophobic hate crime

[View civil society incidents for Belgium, 2018](#)